電機組裝生產綫

齒輪測量中心



數控插齒機

專業 PROFESSIONAL FOCUS 專注

全自動嵌綫車間

數控車間

直流電機車間

企業簡介 ENTERPRISE PROFILE

歐邦電機創建於2008年，是一家集電機驅動、微特電機、精密減速器的研發、製造、銷售、服務於一體的機電自動化企業。
公司擁有江蘇省民營企業、中小企業以及國家高新技術企業證書和發明專利,如電機磁瓦固定結構、行星齒輪減速機的密封結構、內置控制器的無刷電機、燒結釹鐵碰瓷剛轉子、統一法向模數為標準值的圓柱蝸桿、無刷電機中定子與幾殼的固定結構等實用新型專利證書。
公司立足於智能化、自動化裝備核心部件製造商和設計方案提供者，致力於實現自動化應用的無限可能，通過團隊自主研發與科技院所、高等院校合作開發的小型減速機、行星減速機、無刷直流電機、太陽能光伏、光電行業專用減速機等，在行業裏處於領先水準。
公司產品以其獨特的差異化，及其環保、高效創造綠色動力，成為國內代替進口產品和國外品牌的強勢競爭者，產品廣泛應用於機器人、數控裝備、工作母機、醫療器械、辦公設備、軍工產品和民用自動化等幾十種行業領域，通過實施市場創新，直銷與經銷的經營模式相結合，不僅在上海、北京、天津、江蘇、廣東、湖北、山東等一線及二線城市建立了一百多家行銷網點，而且與世界知名企業有深度合作，如富士康、華碩、瀋陽機床等企業。
公司本著以進口裝配生產，替代進口產品的理念，不斷引進國際先進的生產設備及檢測設備，形成了以日本哈瑪宜、三菱、浜井等齒輪加工設備，及日本牧野、美國哈斯等進口加工中心，以及瑞士海克斯康等先進的檢測設備，同時公司對傳統裝配進行資訊化、智能化升級改造，增強生產基礎，對新工藝和新技術的承載能力，開啟了以線性機器人與關節機器人為主體的智能創新模式。
公司以品質、創新、卓越、和諧、共贏為核心價值，努力塑造先進的企業文化，凝聚團隊力量，構建社會、企業、員工利益共同體，加快產業轉型升級和國際化發展步伐，為實現創世界一流品牌，建百年智能歐邦，壯大民族工業，創造綠色動力而奮鬥。

OBANG MOTOR WAS ESTABLISHED IN 2008, IS A COLLECTION OF MOTOR DRIVE, MICRO MOTOR, PRECISION GEAR REDUCER, RESEARCH AND DEVELOPMENT, MANUFACTURING, SALES AND SERVICE IN THE INTEGRATION OF MECHANICAL AND ELECTRICAL AUTOMATION ENTERPRISES.
COMPANY HAS IN JIANGSU PROVINCE PRIVATE ENTERPRISE, SMALL AND MEDIUM-SIZED ENTERPRISES AND NATIONAL HIGH-TECH ENTERPRISE CERTIFICATE AND PATENT OF INVENTION, SUCH AS MOTOR MAGNETIC TILE STRUCTURE IS FIXED, THE PLANETARY GEAR REDUCER OF SEALING STRUCTURE, BUILT IN CONTROLLER OF BRUSHLESS MOTOR, SINTERED NEODYMIUM IRON PENGCI RIGID ROTOR, UNIFICATION TO MODULUS OF STANDARD VALUE OF CYLINDRICAL WORM, NON BRUSH MOTOR STATOR AND A SHELL FIXED STRUCTURE OF UTILITY MODEL PATENT CERTIFICATE.
COMPANY BASED ON THE INTELLIGENT DESIGN OF CORE COMPONENTS, AUTOMATION EQUIPMENT MANUFACTURERS AND PROVIDERS,COMMITTED TO THE INFINITE POSSIBILITY OF AUTOMATION APPLICATION, THROUGH INDEPENDENT RESEARCH AND DEVELOPMENT TEAM TO COOPERATE WITH INSTITUTES, COLLEGES AND UNIVERSITIES OF SCIENCE AND TECHNOLOGY DEVELOPMENT OF SMALL GEAR REDUCER, PLANETARY REDUCER, BRUSHLESS DC MOTOR, SOLAR PHOTOVOLTAIC, PHOTOELECTRIC INDUSTRY DEDICATED REDUCER, ETC., IN THE INDUSTRY IN A LEADING LEVEL.
COMPANY'S PRODUCTS WITH ITS UNIQUE DIFFERENTIATION, AND ENVIRONMENTAL PROTECTION, HIGH EFFICIENCY TO CREATE GREEN POWER, BECOME THE DOMESTIC INSTEAD OF IMPORTED PRODUCTS AND FOREIGN BRANDS OF STRONG COMPETITORS, THE PRODUCTS ARE WIDELY USED IN ROBOTS, NUMERICAL CONTROL EQUIPMENT, MACHINE TOOLS, MEDICAL EQUIPMENT, OFFICE EQUIPMENT, MILITARY PRODUCTS AND CIVILIAN DOZENS OF INDUSTRIES, SUCH AS AUTOMATION, THROUGH THE IMPLEMENTATION OF MARKET INNOVATION, COMBINATION OF DIRECT SELLING AND DISTRIBUTION BUSINESS MODEL, NOT ONLY IN SHANGHAI, BEIJING, TIANJIN, JIANGSU, GUANGDONG, HUBEI, SHANDONG AND OTHER FIRST-LINE AND SECOND-LINE CITIES SET UP MORE THAN ONE HUNDRED MARKETING NETWORK, AND HAVE A DEEP COOPERATION WITH WORLD FAMOUS ENTERPRISES, SUCH AS FOXCONN, ASUS, SHENYANG MACHINE TOOL ENTERPRISES.COMPANY IN LINE WITH TO THE IMPORT ASSEMBLY PRODUCTION, THE IDEA OF REPLACING THE IMPORT PRODUCTS, AND CONSTANTLY THE INTRODUCTION OF INTERNATIONAL ADVANCED PRODUCTION SET.
COMPANY WITH INNOVATION, EXCELLENCE, HARMONY AND WIN-WIN FOR THE CORE VALUES, TO BUILD ADVANCED ENTERPRISE CULTURE, CONDENSES THE TEAM STRENGTH, BUILDING SOCIETY, ENTERPRISE AND EMPLOYEE BENEFIT COMMUNITY, TO SPEED UP THE PACE OF INDUSTRIAL TRANSFORMATION AND UPGRADING AND INTERNATIONAL DEVELOPMENT, IN ORDER TO ACHIEVE THE WORLD FIRST-CLASS BRAND, BUILDING INTELLIGENT EUROPEAN NATIONS IN ONE HUNDRED, NATIONAL INDUSTRY, AND STRIVE TO CREATE GREEN POWER.

產品目錄

PRODUCT CATALOG

CALCULATION METHOD OF MOTOR CAPACITY
馬達容量具體計算方法 -------- 03

MOTOR SELECTION METHOD
馬達的選擇方式---------- 04

MOTOR MODEL REPRESENTATION METHOD
電機型號表示方式 ---------- 05

THE GENERAL SPECIFICATION OF INDUCTION MOTORS
感應電機一般規格 ---------- 05

INDUCTION MOTOR
感應式馬達
2IK6/10GN-C ---------- 06
3IK15/20GN-C ---------- 07
4IK25/30GN-C ---------- 08
5IK40GN-C ---------- 09
5IK60GN-C ---------- 10
5IK90GN-C ---------- 11
5IK120GN-C ---------- 12
5IK140GN-C ---------- 13
5IK180GN-C ---------- 14
6IK120GN-C ---------- 15
6IK140GN-C ---------- 16
6IK180GN-C ---------- 17
6IK200GN-C ---------- 18
6IK250GN-C ---------- 19
7IK400GU-C ---------- 20

REVERSIBLE MOTOR
可逆式馬達
2RK6/10GN-C ---------- 21
3RK15/20GN-C ---------- 22
4RK25/30GN-C ---------- 23
5RK40GN-C ---------- 24
5RK60GN-C ---------- 25
5RK90GN-C ---------- 26

MOTORS BRAKE
剎車馬達
2IK6GN-CM ---------- 27
3IK15GN-CM ---------- 28
4IK25GN-CM ---------- 29
5IK40GN-CM ---------- 30
5IK60GN-CM ---------- 31
5IK90GN-CM ---------- 32
5IK120GN-CM ---------- 33
5IK140GN-CM ---------- 34
5IK180GN-CM ---------- 35
6IK120GN-CM ---------- 36
6IK140GN-CM ---------- 37
6IK180GN-CM ---------- 38
6IK200GN-CM ---------- 39
6IK250GN-CM ---------- 40

TORQUE MOTORS
力矩電機
2TK3GN-C ---------- 41
3TK6GN-C ---------- 42
4TK10GN-C ---------- 43
5TK20GN-C ---------- 44

DIRECT CROSS SHAFT REDUCER MODEL REPRESENTATION METHOD
直交軸減速機型號表示方式 ----- 45

DIRECT CROSS SHAFT REDUCER
直交軸減速機
4IK25GN-C ---------- 46
5IK40GU-C ---------- 47
5IK60GU-CF ---------- 48
5IK90GU-CF ---------- 49
5IK120GU-CF ---------- 50
5IK180GU-CF ---------- 51
6IK120GU-CF ---------- 52
6IK140GU-CF ---------- 53
6IK180GU-CF ---------- 54
6IK250GU-CF ---------- 55

LINEAR TYPE GEAR HEAD WITH MOTOR
直綫型齒輪箱 ---------- 56

ELECTRICAL DIODE
二級電機 ---------- 57

MOTOR BRACKET
電機支架 ---------- 58

GOVERNOR
調速器 ---------- 59

可逆式電機

感應式電機

力矩式電機

剎車電機

直交軸減速機

直線齒輪箱

控制器



馬達容量的具體計算方法 CALCULATION METHOD OF MOTOR CAPACITY

1、求馬達所需的容量時，如下列標示。此處爲一般的基礎式。

2、實際使用時應考慮到加速時，巨大的瞬間負荷所需的動力，或者設計上的安全，電壓的變化所造成的影響之後，在選擇馬達。

（1）圈起荷重物時

$$Pg=\frac{WV}{6.12}\times\frac{100}{\eta}【W】$$

ω：荷重【kgf】

V：速度【m/min】

η：效率【%】

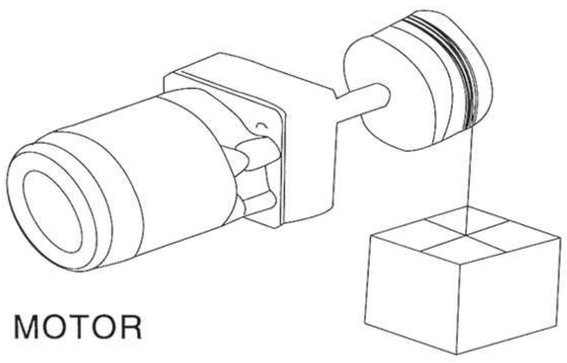

（2）驅動慣性體時

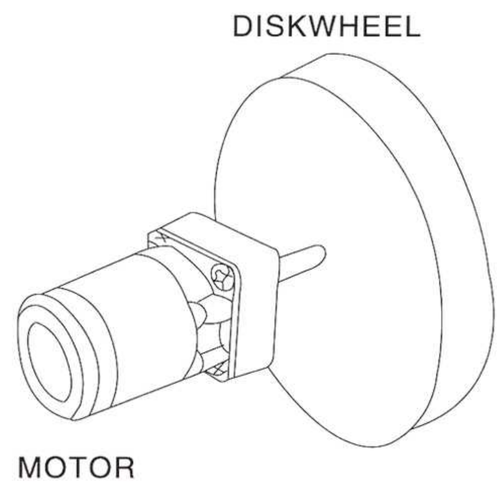

pg=1 027NT(W)

Gd^2包括回轉體的圓輪效果

$T=\frac{GD^2}{375}\times\frac{N}{T}[kg/m*10^2]$

N：回轉數[kg/m]

GD：飛輪效率[kg/m]

t：時間：[see]

（3）皮帶輸送時

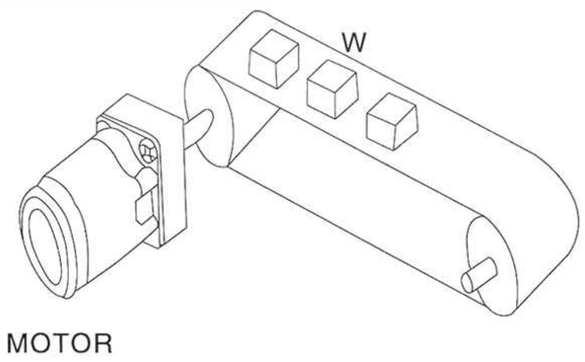

$Pg=[p1+p2+p3]\frac{100}{\eta}[W]$

無負荷動力P1=9.8∪ωvηLWV

水平動力$P3=\pm\frac{\mu QL}{367}[W]$

L：運送機的長度[m]

ω：環狀帶子單位長度的質量[kgf/m]

μ.摩察系數

v:環狀帶子的速度[m/sec]

Q:運送量[kgf/m]

η:效率[%]

Q:傾斜運送機得兩端高低差[m]

（4）把接觸面水平移動時

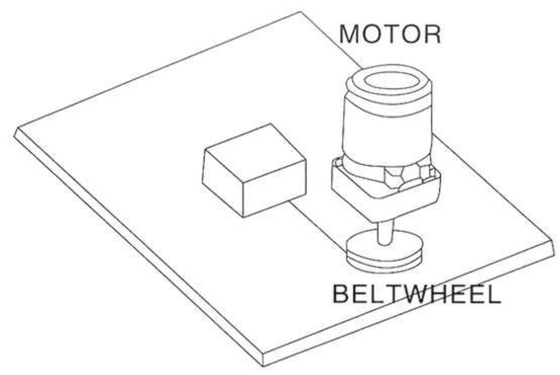

——

ω·荷重[kgf]

v:速度[m/min]

μ.摩擦系數

Pg：所需動力[W]

（5）驅動導螺杆時

Pg=（p1+p2）[w]

外部負荷

$P1=1.027N2K\frac{(F+\mu\omega)}{2\pi\eta}[W]$

預壓負荷

$P2=1.027N2K\frac{Fao.L}{2\pi\eta}[W]$

F：切削力[kgf]

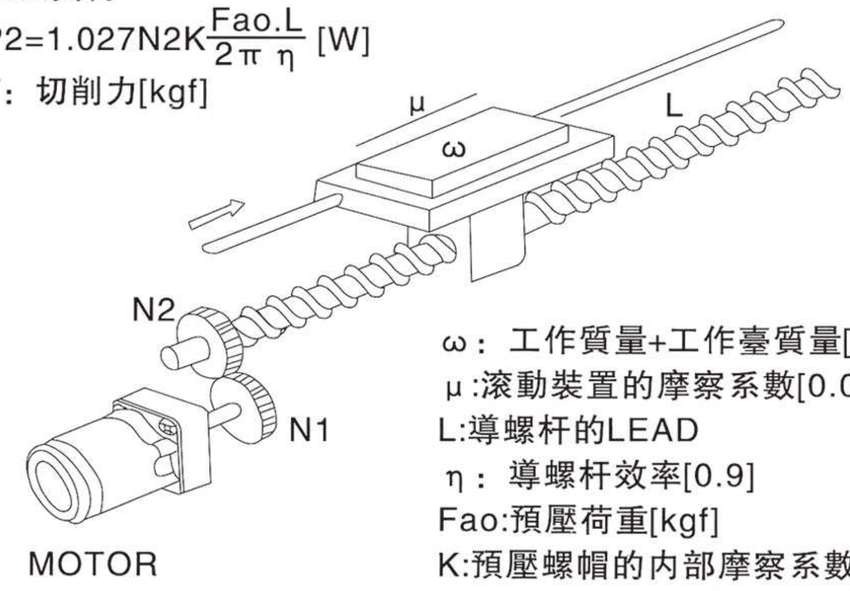

ω：工作質量+工作臺質量[kgf/m]

μ:滚動裝置的摩察系數[0.01]

L:導螺杆的LEAD

η：導螺杆效率[0.9]

Fao:預壓荷重[kgf]

K:預壓螺帽的内部摩察系數[0 1–0.3]

N2:導螺杆的回轉速度[r/min]

（6）上下移動時

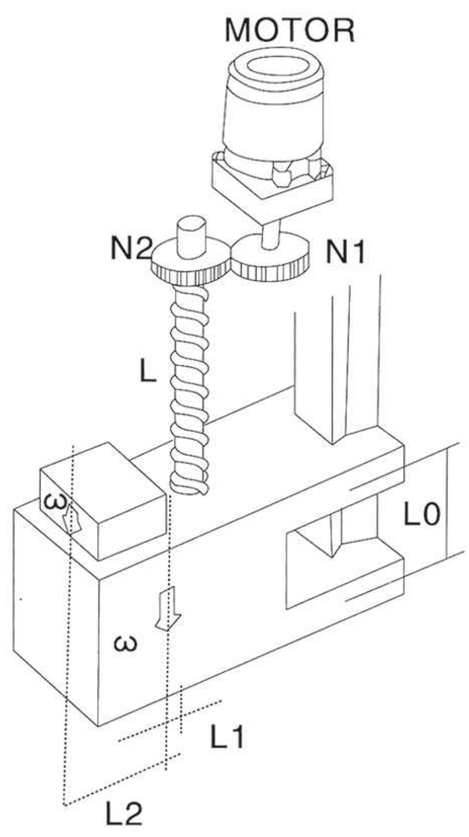

Pa=（p1+p2）[w]

在此，外部荷重

$P1=1.027N2\frac{(F+\mu\omega)}{2\pi\eta}[W]$

$W=\frac{\omega_1L_1+\omega_2L_2}{Lo}[W]$

預壓荷重

$P2=1\ 027N2k\frac{Fao.L}{2\pi\eta}[W]$

ω1：工作質量

ω2：工作臺質量

L1=導螺杆中心與工作中心的距離

L2=導螺杆中心與工作中心的距離

L0=工作臺脚之間的距離

L：到螺杆的LEAD

∪:滚動裝置的摩擦系數

Fao：預壓荷重

K：預壓螺帽的内部摩擦系數[0 1–0.3]

N2:導螺杆的回旋速度[r/min]

江蘇歐邦電機製造有限公司

馬達的選擇方式 MOTOR SELECTION METHOD

電源	速度變化	剎車及保持力	旋轉方向	馬達種類	馬達出力
單相	固定速度	無保持力	單一方向	感應性	6W-250W

1、連續額定
2、$\frac{\text{啟動轉矩}}{\text{額定轉矩}}$ =08-1.0
3、壹般動力用
4、機種豐富
5、用途廣泛

單相	固定速度	保持力	單一方向	可逆性	6W-90W

1、可連續運轉
2、加大啟動轉矩：$\frac{\text{30 分鐘額定}}{\text{5 分鐘額定}}$
3、$\frac{\text{啟動轉矩}}{\text{額定轉矩}}$ =0.9-1.3
4、頻繁正反轉使用，切換簡單
5、可內藏簡易助力自動裝作，停止過轉小具壹定的保持力，過轉 3-5 圈

單相	固定速度	剎車及保持力	單一方向	可逆性	6W-250W

1、具安全剎車
2、剎車保持力大
3、可以頻繁地瞬時正逆回轉負荷時過轉 1-3 圈

單相	速度自由變換	力矩電機	變速马达		6W-250W

- 力矩電機 → 能保持靜止的力矩即堵轉而不損壞電機
- 力矩電機 → 簡易調整輸入電壓控制馬達輸出轉矩大小
- 力矩電機 → 具堵轉，反逆特性

1、電子速度控制器與馬達轉速大電機結合成為閉路控制馬達轉速
2、速度變化簡單配線容易
3、速度變化範圍廣
4、具備電子磁制動功能制動瞬時無維持力

三相			感應性		15W-250W

1、功率大
2、高效率
3、產業機械適合

江蘇歐邦電機製造有限公司

電機型號表示方法 MOTOR MODEL REPRESENTATION METHOD

① 交流馬達型號 /AC MOTOR CODE

5	I	K	40	R	GN	A	□
外形尺寸	機種	馬達系列	功率	調速馬達	馬達軸形狀	電壓極數	其他附件
(Frame Size)	(Type)	(Series)	(Power)	(Speed Control Motor)	(Shaft Type)	(VItage & Poles)	(Accessories)
2:60mm 3:70mm 4:80mm 5:90mm 6:100mm 7:120mm	I: 感應式 (Induction Motor) R: 可逆式 (Reversible Motor) T: 力矩式 (Torque Motor)	K 系列 (K Series)	6=6W 15=15W 25=25W 40=40W 60=60W 90=90W 120=120W 140=140W 180=180W 200=200W 250=250W 400=400W		A 圓柱軸 (Round Shaft) GN 螺旋齒輪 (Pinion Shaft) (匹配 GN 齒輪箱) GU 螺旋齒輪 (Pinion Shaft) (匹配 GU 齒輪箱) GA 蝸輪箱 (Worm Shaft) (匹配蝸輪)	A=1ø110V4P B=1ø110V2P C=1ø220V4P D=1ø220V2P E=3ø220V/380V2P F=3ø415V4P W=3ø440V4P Y=3ø220V/380V4P Z=3ø220V/440V4P S1=3ø220V4P S2=3ø380V4P S3=3ø220V2P S4=3ø380V2P	F: 風扇 (Fan) M: 電磁剎車 (Electromagnetic Brake) P: 過熱保護器 T: 接綫盒 FF: 軸流風機

② 齒輪箱型號/GEAR HEAD CODE

5	GN	30	K
外形尺寸	齒輪箱種類	減速比	齒輪箱軸承種類
(Frame Size)	(Gearhead Type)	(Gear Ratio)	(Bearings Type)
2:60mm 3:70mm 4:80mm 5:90mm 6:100mm 7:120mm	GN 一般型齒輪箱 (Normal) GU 加強型齒輪箱 (Fortified)	1/30 (10 X denote the decimal gearhead of gear ratio 10:1)	K: 滾珠軸承 (Ball Bearings) B: 含油軸承 (Oil-bearings)

③ 調速器型號/SPEED GOVERNOR CODE

US	5	90	02
機種	外形尺寸	功率	電壓
(Type)	(Frame Size)	(Power)	(VItage)
US: 組合型 (Unit Type) SS: 分離型 (Separated Type)	2:60mm 3:70mm 4:80mm 5:90mm 6:100mm 7:120mm	6=6W 15=15W 25=25W 40=40W 60=60W 90=90W 120=120W 140=140W 180=180W 200=200W 250=250W 400=400W	01=110V/1ø 02=220V/1ø

感應電機的一般規格/THE GENERAL SPECIFICATION OF INDUCTION MOTORS

項目 Items	內容 Contents
絕緣電阻 Insulation Resistance	在常溫、常濕試下，運轉電機後，以 DC500V 的絕緣電阻來測量電機的金屬線圈和電機外殼之間的絕緣電阻時，不超過 100 兆歐。 In the circumstance of normal temperature and humidify,the resistance can be to 100MΩ,measured by DC 500V insulation resistance measure between the motor wiring and motor shell while the motor is working.
絕緣電壓 Insulation Voltage	在常溫、常濕試下，運轉電機後，在帶電機的金屬線圈和電機之間，以 1500V 50/60HZ 輸於 1 分鐘時無異常。 In the circumstance of normal temperature and humidify,there will beno problem supplying the power of 1500V 50/60HZ between the metal wiring and motor shell in 1 minute while the motor is working.
溫度上升 Temperature Rise	運轉電機後，用電阻法來測量時，線圈繞組溫度的上升數值在 80℃以下。（帶風扇的繞組溫度上升數值 60℃以下） The temperature rise of wiring should be lower than 80℃ measured by resistance method when the motor is working.(The temperature of wiring with fan should be lower than 60℃)
絕緣等級 Insulation Class	B 級（130℃） Class B(130℃)
使用溫度 Using Temperature	-10℃～40℃（三相：-10℃～50℃）（無冰凍） -10℃～40℃（Three phase:-10℃～50℃)(No freeze)
使用濕度 Using Humidity	85% 以下（沒有結露的場所） ≤85%（Place without dew)

江蘇歐邦電機製造有限公司

6W/10W（□60mm）

K 系列
K series

單相	110V
Single-phase	220V
三相	220V
Three-phase	380V

◆ 馬達 / Motor 2IK6GN-A(C) 2IK10GN-A(C)

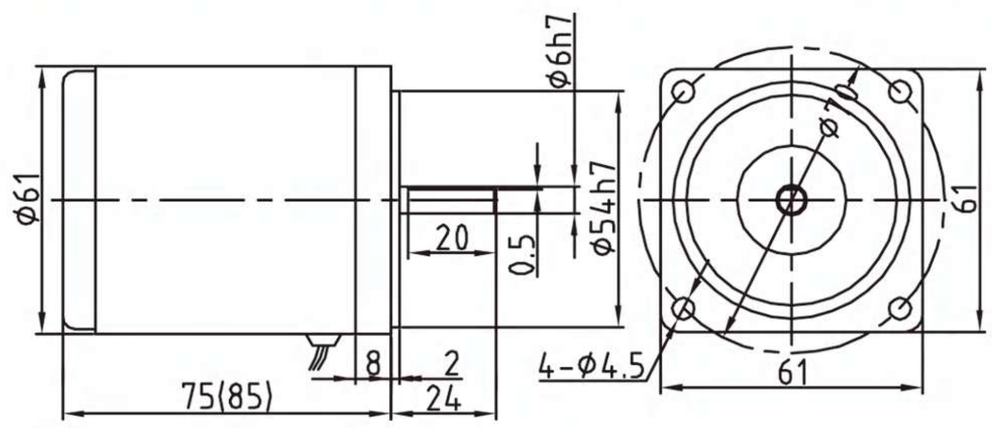

注：（）内为调速电机长度尺寸

◆ 減速機 / Reducer 2GN□K

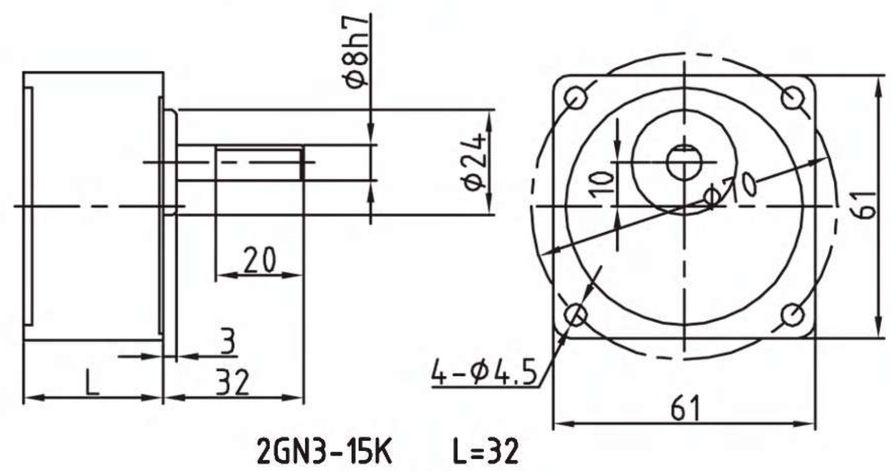

2GN3-15K L=32
2GN18-250K L=42

◆ 接綫圖 / Wiring diagram

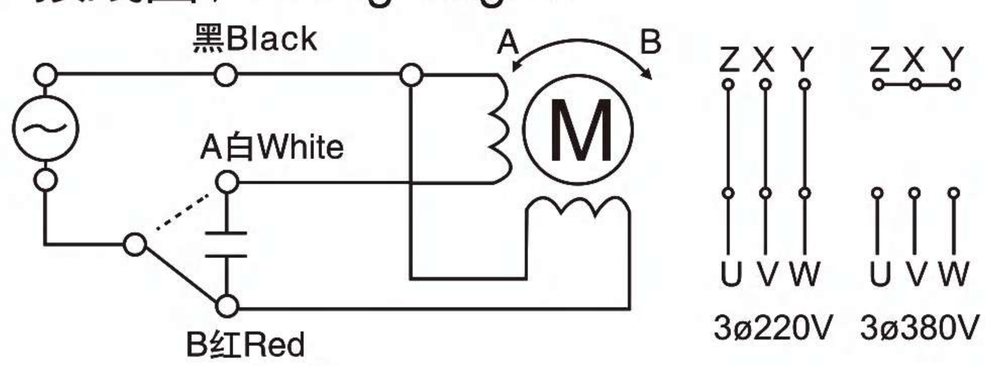

缩尺 1/4 单位：mm
Scale 1/4 Unit：mm

重 量：電動機MOTOR 0.76KG
WEIGHT：減速機REDUCER 0.40KG

電機性能參數 / Motor performance parameters

機種 Models 圓軸 Round shaft	機種 Models 齒軸 Gear shaft	出力 Output (W)	電壓 Voltage (V)	頻率 Frequency (Hz)	極數 Poles (P)	額定轉速 Speed (Rpm)	起動轉矩 Torque (Kg.cm)	額定轉矩 Torque (Kg.cm)	額定電流 Current (A)	電容器 Capacitor (μF)	額定時間 Duty
2IK6A-A	2IK6GN-A	6	1ø110	50/60	4	1250/1550	0.5	0.45	0.24	3.0/250V	连续 Cont
2IK6A-C	2IK6GN-C	6	1ø220	50/60	4	1250/1550	0.5	0.45	0.12	0.8/450V	连续 Cont
2IK10A-A	2IK10GN-A	10	1ø110	50/60	4	1250/1550	0.65	0.58	0.28	4.0/250V	连续 Cont
2IK10A-C	2IK10GN-C	10	1ø220	50/60	4	1250/1550	0.65	0.58	0.14	1.0/450V	连续 Cont

機種 Models 圓軸 Round shaft	機種 Models 齒軸 Gear shaft	出力 Output (W)	電壓 Voltage (V)	頻率 Frequency (Hz)	極數 Poles (P)	電流 Current (A)	調速範圍 Speed range (rpm)	起動轉矩 Torque (Kg.cm)	容許轉矩 (Kg.cm) Torque 設定回轉數 Rotary number 1200rpm	90rpm	電容器 Capacitor (μF)	額定時間 Duty
2IK6RA-A	2IK6RGN-A	6	1ø110	50/60	4	0.28	90-1250 90-1550	0.35	0.5	0.3	3.0/250V	连续 Cont
2IK6RA-C	2IK6RGN-C	6	1ø220	50/60	4	0.14	90-1250 90-1550	0.35	0.5	0.3	0.8/450V	连续 Cont

減速箱減速比與轉矩 / Gearbox slowdown than torque-hing

減速比 Reduction ratio	3	3.6	5	7.5	9	10	12.5	15	18	20	25	30	36	50	60	75	90	100	120	150	180	250
轉速 r/min 50Hz Speed	500	416	300	200	166	150	120	100	83	75	60	50	41	30	25	20	16	15	12.5	10	8.3	6
60Hz	600	500	360	240	200	180	144	120	100	90	72	60	50	36	30	24	20	18	15	12	10	7.2
最大容許轉矩 MAXtorque (Kg.cm)	1.2	1.4	2	2.8	3.6	3.8	4.5	5.4	7	7.4	8	9.8	11.8	14.8	19.5	24.5	24.5	24.5	24.5	24.5	24.5	24.5

15W/20W（□70mm）

K 系列
K series

單相	110V
Single-phase	220V
三相	220V
Three-phase	380V

◆ 馬達 / Motor 3IK15GN-A(C) 3IK20GN-A(C)

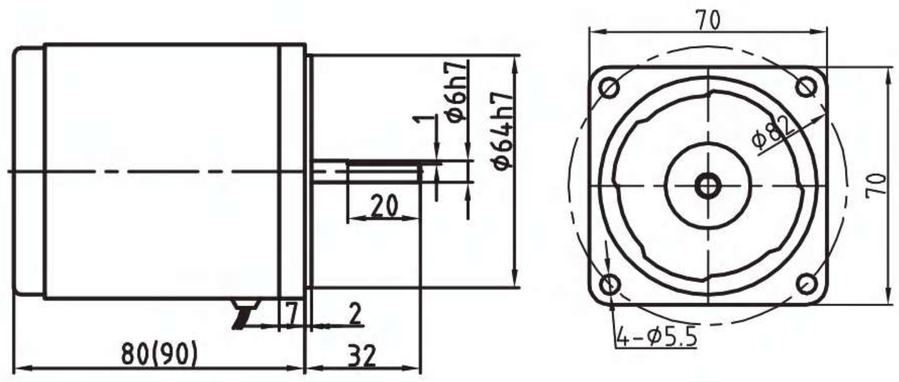

注：（）内为调速电机长度尺寸

◆ 減速機 / Reducer 3GN □ K

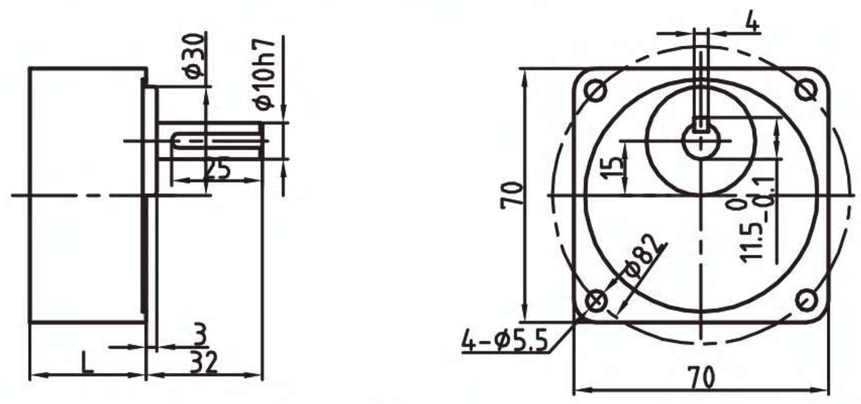

3GN3-15K L=32
3GN18-180K L=42

◆ 接綫圖 / Wiring diagram

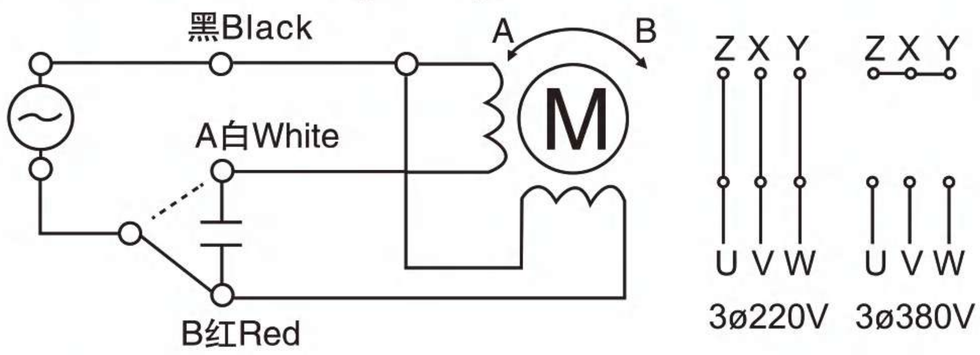

◆ 键与键槽 / Key and keyway

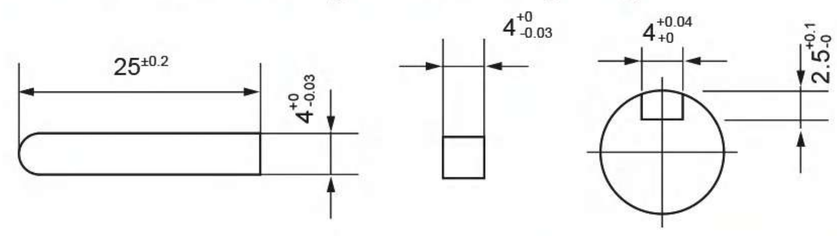

缩尺 1/4 单位：mm
Scale 1/4 Unit：mm

重 量：電動機MOTOR 1.05KG
WEIGHT：減速機REDUCER 0.52KG

電機性能參數 / Motor performance parameters

機種 Models 圓軸 Round shaft	機種 Models 齒軸 Gear shaft	出力 Output (W)	電壓 Voltage (V)	頻率 Frequency (Hz)	極數 Poles (P)	額定轉速 Speed (Rpm)	起動轉矩 Torque (Kg.cm)	額定轉矩 Torque (Kg.cm)	額定電流 Current (A)	電容器 Capacitor (μF)	額定時間 Duty
3IK15A-A	3IK15GN-A	15	1ø110	50/60	4	1250/1550	0.95	1.18	0.32	5.0/250V	连续 Cont
3IK15A-C	3IK15GN-C	15	1ø220	50/60	4	1250/1550	0.95	1.18	0.16	1.2/450V	连续 Cont
3IK20A-A	3IK20GN-A	20	1ø110	50/60	4	1250/1550	1.25	1.30	0.40	7.0/250V	连续 Cont
3IK20A-C	3IK20GN-C	20	1ø220	50/60	4	1250/1550	1.25	1.360	0.20	2.5/450V	连续 Cont

機種 Models 圓軸 Round shaft	機種 Models 齒軸 Gear shaft	出力 Output (W)	電壓 Voltage (V)	頻率 Frequency (Hz)	極數 Poles (P)	電流 Current (A)	調速範圍 Speed range (rpm)	起動轉矩 Torque (Kg.cm)	容許轉矩 (Kg.cm) Torque 設定回轉數 Rotary number 1200rpm	90rpm	電容器 Capacitor (μF)	額定時間 Duty
3IK15RA-A	3IK15RGN-A	15	1ø110	50/60	4	0.46	90-1250 90-1550	0.55	1.2	0.35	5.0/250V	连续 Cont
3IK15RA-C	3IK15RGN-C	15	1ø220	50/60	4	0.25	90-1250 90-1550	0.55	1.2	0.35	1.2/450V	连续 Cont

減速箱減速比與轉矩 / Gearbox slowdown than torque-hing

減速比 Reduction ratio	3	3.6	5	7.5	9	10	12.5	15	18	20	25	30	36	50	60	75	90	100	120	150	180	250
轉速 r/min 50Hz Speed	500	416	300	200	166	150	120	100	83	75	60	50	41	30	25	20	16	15	12.5	10	8.3	6
60Hz	600	500	360	240	200	180	144	120	100	90	72	60	50	36	30	24	20	18	15	12	10	7.2
最大容許轉矩 MAXtorque (Kg.cm)	2.8	3.4	4.8	7.5	8.5	9.2	11.8	14.8	15.2	15.5	17.8	21.6	23.5	34	39.2	44	49	49	49	49	49	49

江蘇歐邦電機製造有限公司

25W/30W（□80mm）

K 系列
K series

單相	110V
Single-phase	220V
三相	220V
Three-phase	380V

◆ 馬達 / Motor 4IK25GN-A(C) 4IK30GN-A(C)

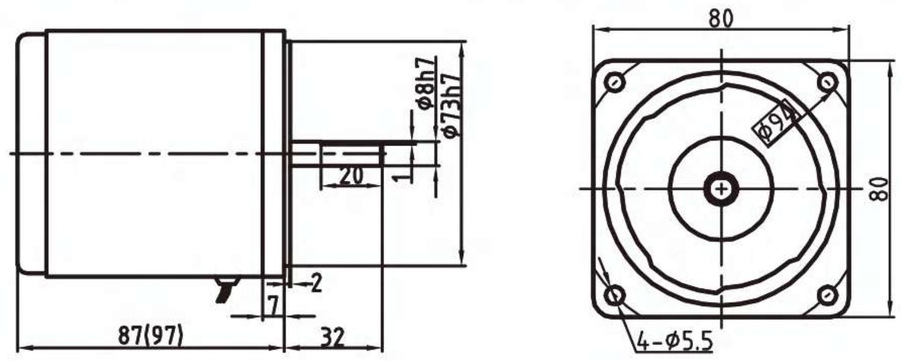

注：（）内为调速电机长度尺寸

◆ 減速機 / Reducer 4GN□K

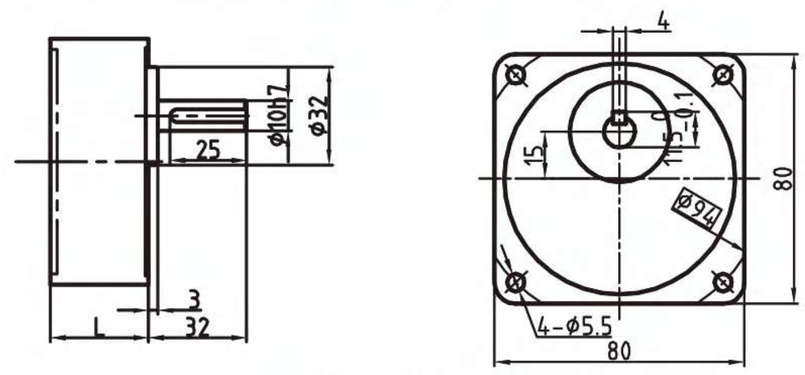

4GN3-15K L=32
4GN18-180K L=43

◆ 接綫圖 / Wiring diagram

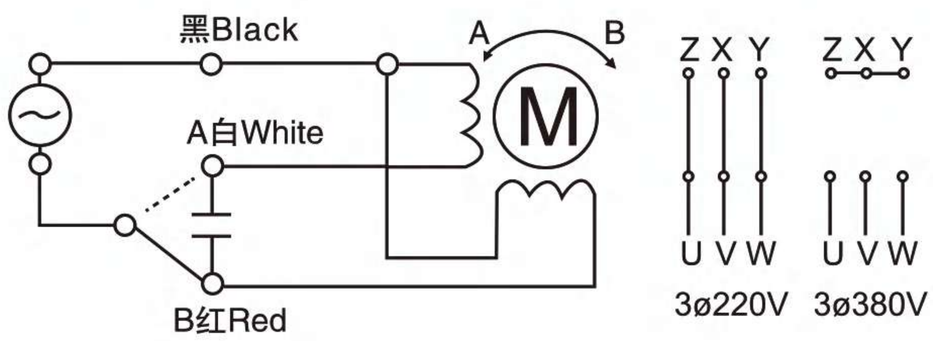

◆ 键与键槽 / Key and keyway

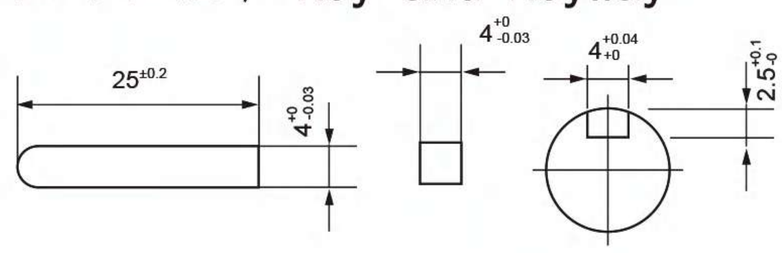

缩尺 1/4 单位：mm
Scale 1/4 Unit：mm

重 量：電動機MOTOR 1.65KG
WEIGHT：減速機REDUCER 0.74KG

電機性能參數 / Motor performance parameters

機種 Models 圓軸 Round shaft	機種 Models 齒軸 Gear shaft	出力 Output (W)	電壓 Voltage (V)	頻率 Frequency (Hz)	極數 Poles (P)	額定轉速 Speed (Rpm)	起動轉矩 Torque (Kg.cm)	額定轉矩 Torque (Kg.cm)	額定電流 Current (A)	電容器 Capacitor (μF)	額定時間 Duty
4IK25A-A	4IK25GN-A	25	1ø110	50/60	4	1250/1550	1.5	1.8	0.52	6.0/250V	连续 Cont
4IK25A-C	4IK25GN-C	25	1ø220	50/60	4	1250/1550	1.5	1.8	0.25	1.8/450V	连续 Cont
4IK25A-Y	4IK25GN-Y	25	3ø220/380	50/60	4	1250/1550	4.7	1.8	0.2/0.12	-	连续 Cont
4IK30A-A	4IK30GN-A	30	1ø110	50/60	4	1250/1550	1.9	2.2	0.65	8.0/250V	连续 Cont
4IK30A-C	4IK30GN-C	30	1ø220	50/60	4	1250/1550	1.9	2.2	0.33	2.0/450V	连续 Cont

機種 Models 圓軸 Round shaft	機種 Models 齒軸 Gear shaft	出力 Output (W)	電壓 Voltage (V)	頻率 Frequency (Hz)	極數 Poles (P)	電流 Current (A)	調速範圍 Speed range (rpm)	起動轉矩 Torque (Kg.cm)	容許轉矩 (Kg.cm) Torque 設定回轉數 Rotary number 1200rpm	90rpm	電容器 Capacitor (μF)	額定時間 Duty
4IK25RA-A	4IK25RGN-A	25	1ø110	50/60	4	0.70	90-1250 90-1550	0.45	1.9	0.5	6.0/250V	连续 Cont
4IK25RA-C	4IK25RGN-C	25	1ø220	50/60	4	0.35	90-1250 90-1550	0.45	1.9	0.5	1.8/450V	连续 Cont

減速箱減速比與轉矩 / Gearbox slowdown than torque-hing

減速比 Reduction ratio	3	3.6	5	7.5	9	10	12.5	15	18	20	25	30	36	50	60	75	90	100	120	150	180	250	300
轉速 r/min 50Hz Speed	500	416	300	200	166	150	120	100	83	75	60	50	41	30	25	20	16	15	12.5	10	8.3	6	5
60Hz	600	500	360	240	200	180	144	120	100	90	72	60	50	36	30	24	20	18	15	12	10	7.2	6
最大容許轉矩 MAXtorque (Kg.cm)	4.5	5.4	7.6	11.8	13.8	14	18.6	22.5	24.5	26.8	34.5	41.2	49.4	61.8	69.8	78.5	78.5	78.5	78.5	78.5	78.5	78.5	78.5

40W（□90mm）

K 系列
K series

單相	110V
Single-phase	220V
三相	220V
Three-phase	380V

◆ 馬達 / Motor 5IK40GN-A(C)

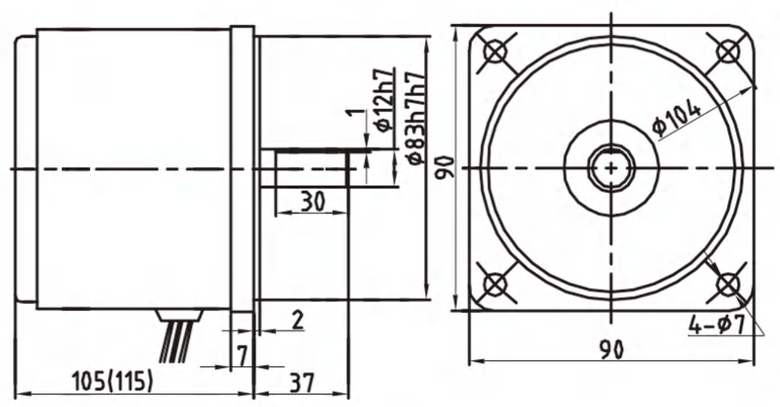

◆ 減速機 / Reducer 5GN □ K

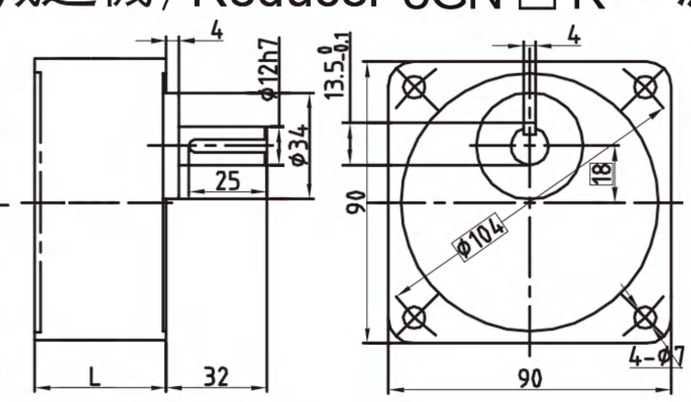

5GN3-18K L=45
5GN20-500K L=60

◆ 減速機 / Reducer 5GN □ KB

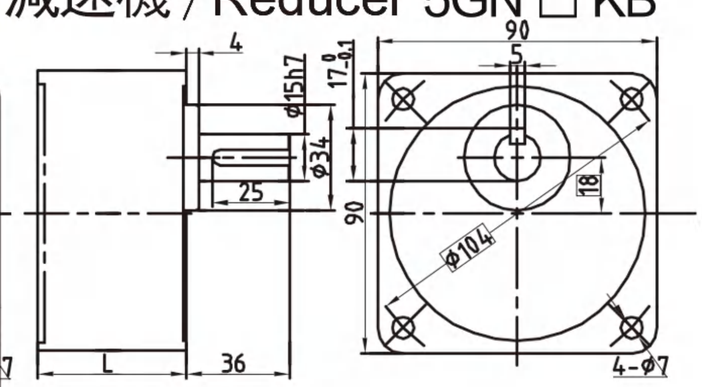

5GN3-18KB L=45
5GN20-500KB L=60

◆ 鍵與鍵槽 / Key and keyway

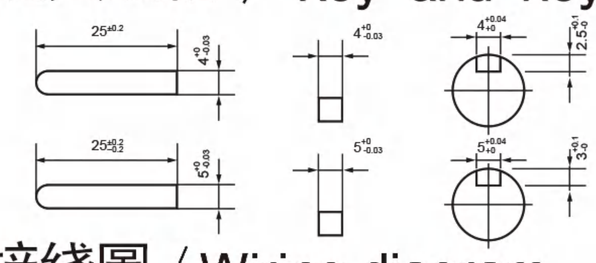

◆ 接綫圖 / Wiring diagram

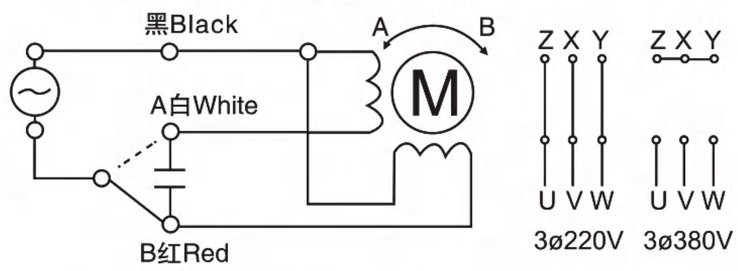

◆ 中間減速機 / Middle reducer 5GN10X

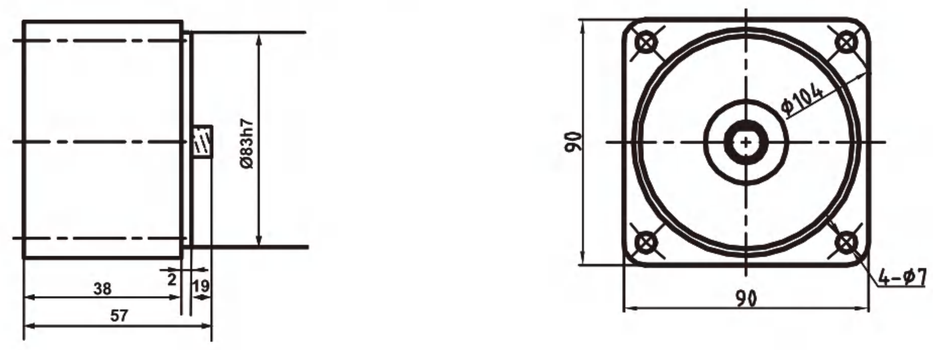

缩尺 1/4 单位：mm
Scale 1/4 Unit：mm

重 量：電動機MOTOR 2.45KG
WEIGHT：減速機REDUCER 1.25、1.30KG

電機性能參數 / Motor performance parameters

機種 Models 圓軸 Round shaft	機種 Models 齒軸 Gear shaft	出力 Output (W)	電壓 Voltage (V)	頻率 Frequency (Hz)	極數 Poles (P)	額定轉速 Speed (Rpm)	起動轉矩 Torque (Kg.cm)	額定轉矩 Torque (Kg.cm)	額定電流 Current (A)	電容器 Capacitor (μF)	額定時間 Duty
5IK40A-A	5IK40GN-A	40	1ø110	50/60	4	1300/1600	2.7	3.0	0.66	10/250V	連續 Cont
5IK40A-C	5IK40GN-C	40	1ø220	50/60	4	1300/1600	2.7	3.0	0.33	2.5/450V	連續 Cont
5IK40A-Y	5IK40GN-Y	40	3ø220/380	50/60	4	1300/1600	9.7	3.0	0.31/0.18	-	連續 Cont

機種 Models 圓軸 Round shaft	機種 Models 齒軸 Gear shaft	出力 Output (W)	電壓 Voltage (V)	頻率 Frequency (Hz)	極數 Poles (P)	電流 Current (A)	調速範圍 Speed range (rpm)	起動轉矩 Torque (Kg.cm)	容許轉矩 (Kg.cm) Torque 設定回轉數 Rotary number 1200rpm	容許轉矩 (Kg.cm) Torque 設定回轉數 Rotary number 90rpm	電容器 Capacitor (μF)	額定時間 Duty
5IK40RA-A	5IK40RGN-A	40	1ø110	50/60	4	1.10	90-1300 90-1600	1.9	3.0	0.6	10/250V	連續 Cont
5IK40RA-C	5IK40RGN-CF	40	1ø220	50/60	4	0.55	90-1300 90-1600	1.9	3.0	0.6	2.5/450V	連續 Cont

減速箱減速比與轉矩 / Gearbox slowdown than torque-hing

減速比 Reduction ratio	3	3.6	5	7.5	9	10	12.5	15	18	20	25	30	36	50	60	75	90	100	120	150	180	250	300	500
轉速 r/min 50Hz	500	416	300	200	166	150	120	100	83	75	60	50	41	30	25	20	16	15	12.5	10	8.3	6	5	3
Speed 60Hz	600	500	360	240	200	180	144	120	100	90	72	60	50	36	30	24	20	18	15	12	10	7.2	6	3.6
最大容許轉矩 MAXtorque (Kg.cm)	7.4	8.6	11.8	17.8	21.6	22.8	29.4	35.5	41.7	46.2	54	64.8	77.8	98.5	98.5	98.5	98.5	98.5	98.5	98.5	98.5	98.5	98.5	98.5

江蘇歐邦電機製造有限公司

60W（□90mm）

K 系列
K series

單相	110V
Single-phase	220V
三相	220V
Three-phase	380V

◆ 馬達 / Motor 5IK60A/GN-A(C/Y) F

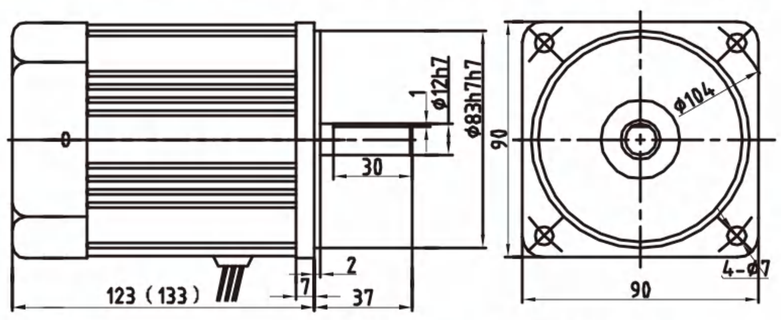

注：（）内为调速电机长度尺寸

◆ 減速機 / Reducer 5GN □ K

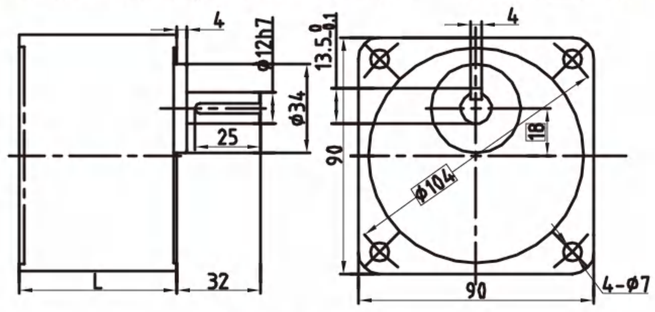

5GN3-18K L=45
5GN20-500K L=60

◆ 減速機 / Reducer 5GN □ KB

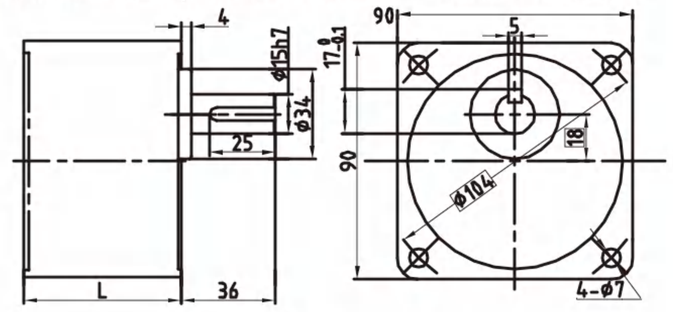

5GN3-18KB L=45
5GN20-500KB L=60

◆ 減速機 / Reducer 5GU □ K

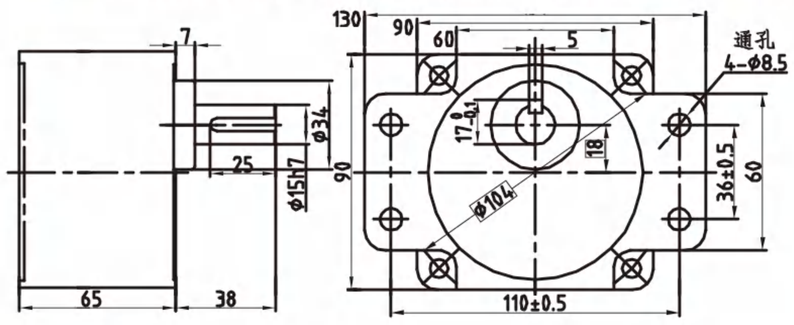

◆ 減速機 / Reducer 5GU □ KB

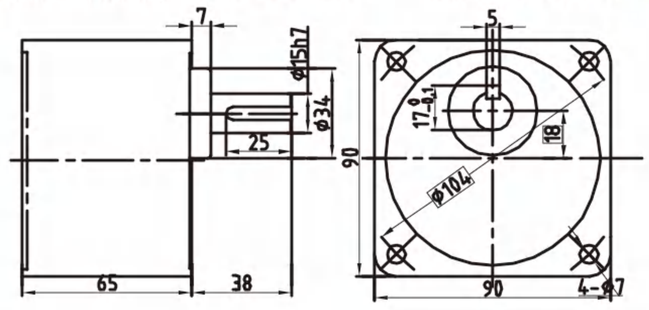

◆ 中間減速機 /Middle reducer

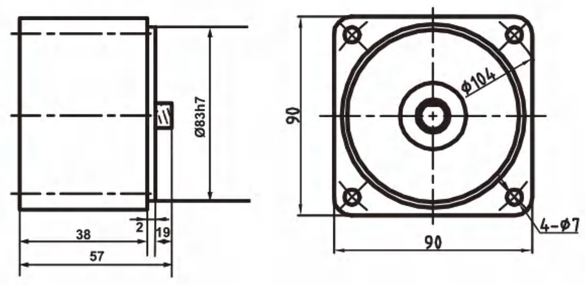

◆ 接綫圖 / Wiring diagram

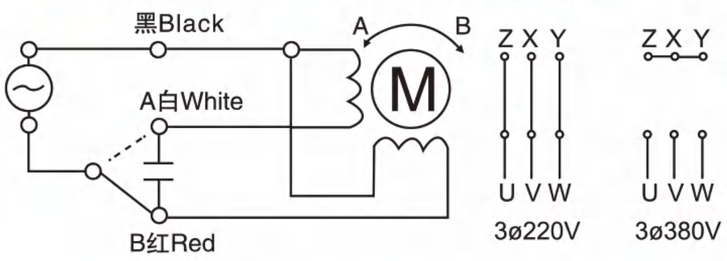

◆ 鍵與鍵槽/Key and keyway

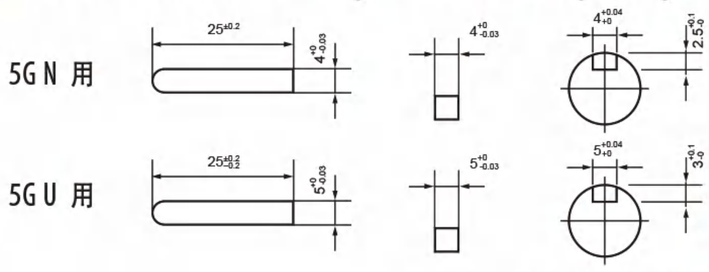

缩尺 1/4 单位：mm
Scale 1/4 Unit：mm

重 量：電動機MOTOR 2.90KG
WEIGHT：減速機REDUCER1.25、1.30、1.40、1.40KG

電機性能參數 / Motor performance parameters

機種 Models 圓軸 Round shaft	機種 Models 齒軸 Gear shaft	出力 Output (W)	電壓 Voltage (V)	頻率 Frequency (Hz)	極數 Poles (P)	額定轉速 Speed (Rpm)	起動轉矩 Torque (Kg. cm)	額定轉矩 Torque (Kg. cm)	額定電流 Current (A)	電容器 Capacitor (μF)	額定時間 Duty
5IK60A-AF	5IK60GN-AF	60	1ø110	50/60	4	1300/1600	3.97	4.5	1.04	15/250V	连续 Cont
5IK60A-CF	5IK60GN-CF	60	1ø220	50/60	4	1300/1600	3.97	4.5	0.52	4/450V	连续 Cont
5IK60A-YF	5IK60GN-YF	60	3ø220/380	50/60	4	1300/1600	9.7	4.5	0.40/0.23	-	连续 Cont

機種 Models 圓軸 Round shaft	機種 Models 齒軸 Gear shaft	出力 Output (W)	電壓 Voltage (V)	頻率 Frequency (Hz)	極數 Poles (P)	電流 Current (A)	調速範圍 Speed range (rpm)	起動轉矩 Torque (Kg. cm)	容許轉矩 (Kg. cm) Torque 設定回轉數 Rotary number 1200rpm	容許轉矩 (Kg. cm) Torque 設定回轉數 Rotary number 90rpm	電容器 Capacitor (μF)	額定時間 Duty
5IK60RA-AF	5IK60RGN-AF	60	1ø110	50/60	4	1.04	90-1300 90-1600	3.3	5.0	1.4	16/250V	连续 Cont
5IK60RA-CF	5IK60RGN-CF	60	1ø220	50/60	4	0.52	90-1300 90-1600	3.3	5.0	1.4	4.0/450V	连续 Cont

減速箱減速比與轉矩 / Gearbox slowdown than torque-hing

減速比 Reduction ratio	3	3.6	5	7.5	9	10	12.5	15	18	20	25	30	36	50	60	75	90	100	120	150	180	250	300	500
轉速 r/min 50Hz	500	416	300	200	166	150	120	100	83	75	60	50	41	30	25	20	16	15	12.5	10	8.3	6	5	3
Speed 60Hz	600	500	360	240	200	180	144	120	100	90	72	60	50	36	30	24	20	18	15	12	10	7.2	6	3.6
最大容許轉矩 MAXtorque (Kg. cm)	11	13.2	17.8	26.5	31.8	33.8	48	55.4	65	72.5	87.3	105	105	147	147	147	147	147	147	147	147	147	147	147

90W（□90mm）

K 系列
K series

單相	110V
Single-phase	220V
三相	220V
Three-phase	380V

◆馬達 / Motor 5IK90A/GU-A(C/Y) F

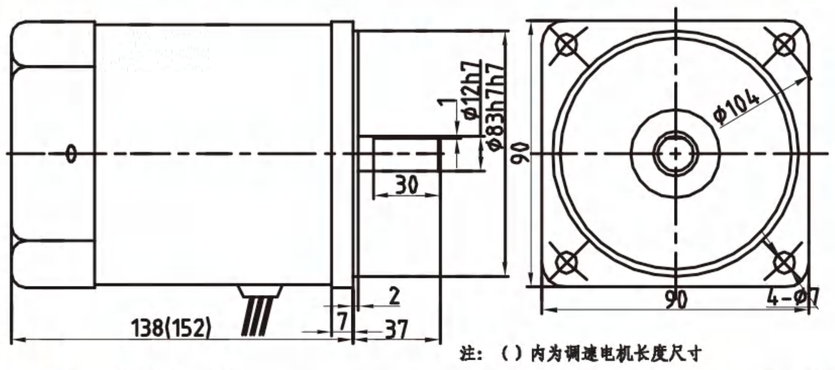

◆減速機 / Reducer 5GN □ K

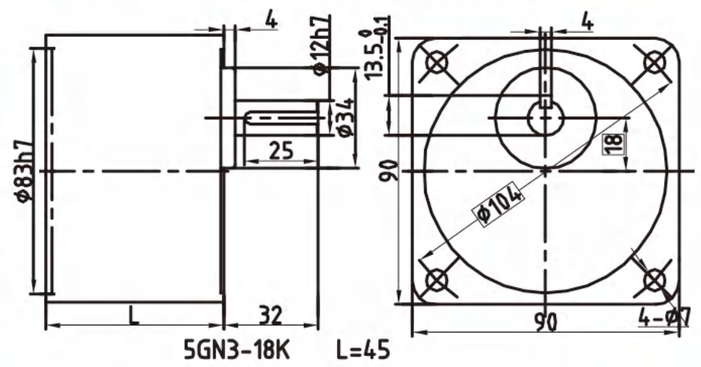

5GN3-18K L=45
5GN20-500K L=60

◆減速機 / Reducer 5GN □ KB

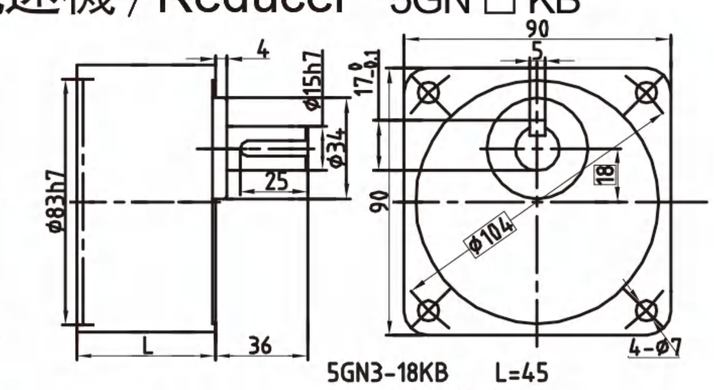

5GN3-18KB L=45
5GN20-500KB L=60

◆減速機 / Reducer 5GU □ K

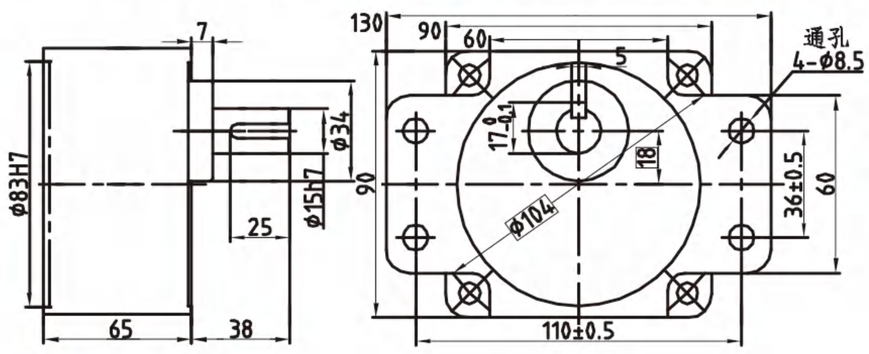

◆減速機 / Reducer 5GU □ KB

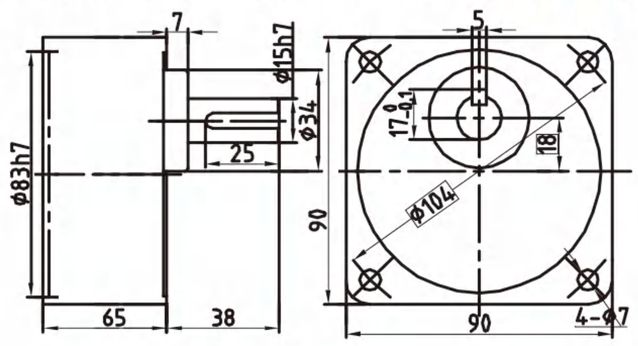

◆中間減速機 /Middle reducer

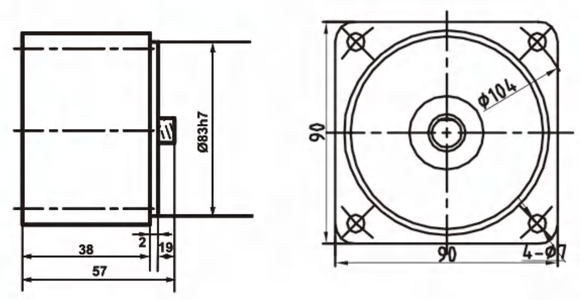

◆接綫圖 / Wiring diagram

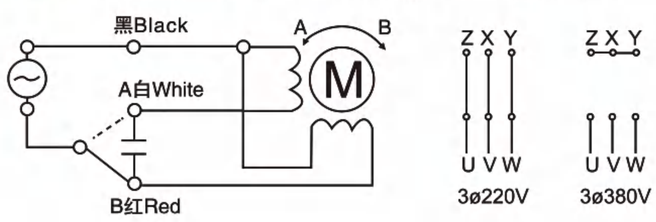

◆鍵與鍵槽/Key and keyway

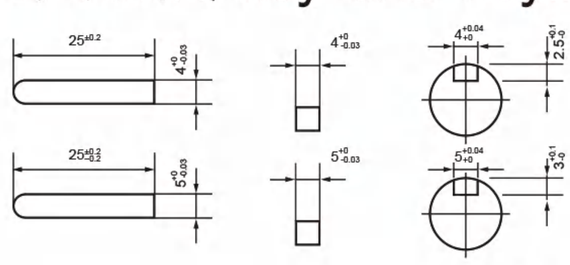

缩尺 1/4 单位：mm
Scale 1/4 Unit：mm

電機性能參數 / Motor performance parameters

重 量：電動機MOTOR 3.50KG
WEIGHT：減速機REDUCER1.25、1.30、1.40、1.40KG

機種 Models 圓軸 Round shaft	機種 Models 齒軸 Gear shaft	出力 Output (W)	電壓 Voltage (V)	頻率 Frequency (Hz)	極數 Poles (P)	額定轉速 Speed (Rpm)	起動轉矩 Torque (Kg. cm)	額定轉矩 Torque (Kg. cm)	額定電流 Current (A)	電容器 Capacitor (μF)	額定時間 Duty
5IK90A-AF	5IK90GN-AF	90	1ø110	50/60	4	1300/1600	5.8	6.7	1.28	24/250V	连续 Cont
5IK90A-CF	5IK90GN-CF	90	1ø220	50/60	4	1300/1600	5.8	6.7	0.64	5/450V	连续 Cont
5IK90A-YF	5IK90GN-YF	90	3ø220/380	50/60	4	1300/1600	24	6.7	0.50/0.29	-	连续 Cont

機種 Models 圓軸 Round shaft	機種 Models 齒軸 Gear shaft	出力 Output (W)	電壓 Voltage (V)	頻率 Frequency (Hz)	極數 Poles (P)	電流 Current (A)	調速範圍 Speed range (rpm)	起動轉矩 Torque (Kg. cm)	容許轉矩 (Kg. cm) Torque 設定回轉數 Rotary number 1200rpm	容許轉矩 (Kg. cm) Torque 設定回轉數 Rotary number 90rpm	電容器 Capacitor (μF)	額定時間 Duty
5IK90RA-AF	5IK90RGN-AF	90	1ø110	50/60	4	1.28	90-1300 90-1600	4.8	7.1	2.3	24/250V	连续 Cont
5IK90RA-CF	5IK90RGN-CF	90	1ø220	50/60	4	0.64	90-1300 90-1600	4.8	7.1	2.3	5.0/450V	连续 Cont

減速箱減速比與轉矩 / Gearbox slowdown than torque-hing

減速比 Reduction ratio	3	3.6	5	7.5	9	10	12.5	15	18	20	25	30	36	50	60	75	90	100	120	150	180	250	300	500
轉速 r/min 50Hz	500	416	300	200	166	150	120	100	83	75	60	50	41	30	25	20	16	15	12.5	10	8.3	6	5	3
Speed 60Hz	600	500	360	240	200	180	144	120	100	90	72	60	50	36	30	24	20	18	15	12	10	7.2	6	3.6
最大容許轉矩 MAXtorque (Kg. cm)	16.4	19.7	27.3	41	49	55	68	74	88.7	110	123	148	177	200	200	200	200	200	200	200	200	200	200	200

江蘇歐邦電機製造有限公司

120W(□90mm)

K 系列
K series

單相	110V
Single-phase	220V
三相	220V
Three-phase	380V

◆ 馬達 / Motor5IK120A/GU-A(C/Y) F

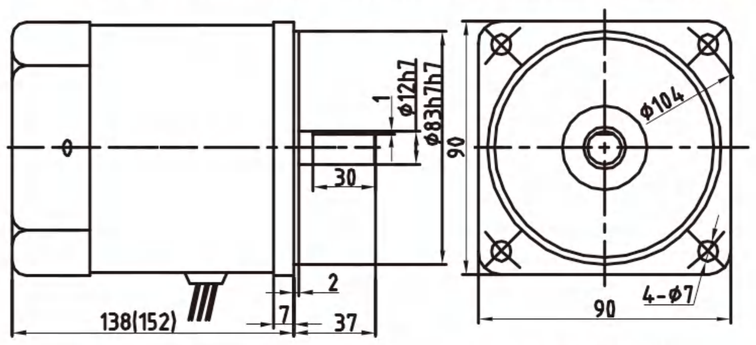

◆ 減速機 / Reducer 5GN □ K

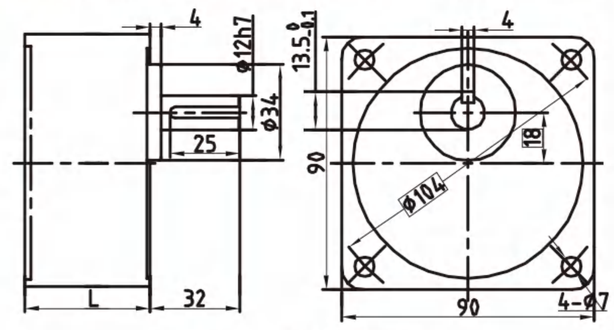

5GN3-18K L=45
5GN20-500K L=60

◆ 減速機 / Reducer 5GN □ KB

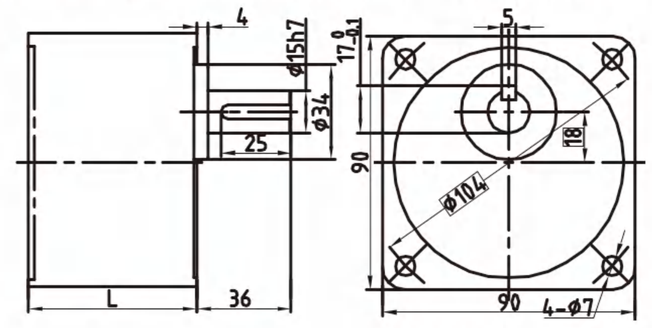

5GN3-18KB L=45
5GN20-500KB L=60

◆ 減速機 / Reducer 5GU □ K

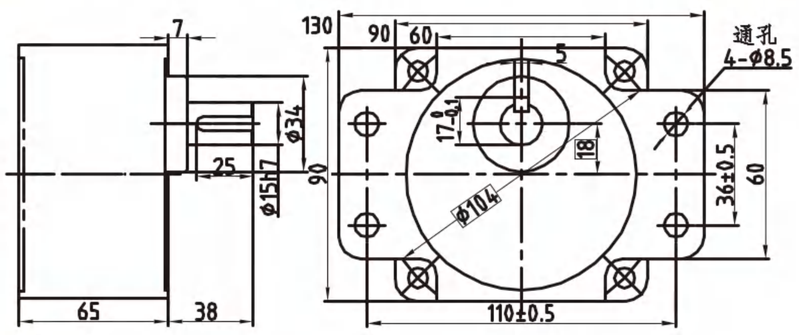

◆ 減速機 / Reducer 5GU □ KB

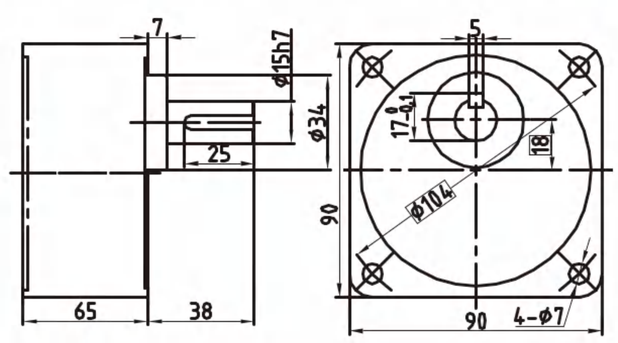

◆ 中間減速機 /Middle reducer

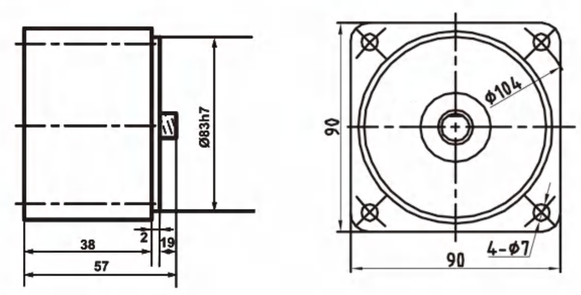

◆ 接綫圖 / Wiring diagram

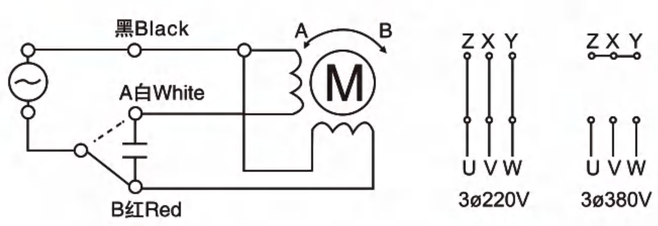

◆ 鍵與鍵槽/Key and keyway

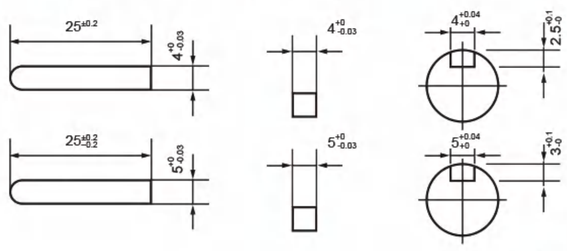

缩尺 1/4 单位：mm
Scale 1/4 Unit：mm

電機性能參數 / Motor performance parameters

重 量：電動機MOTOR 3.60KG
WEIGHT：減速機REDUCER1.25、1.30、1.40、1.40KG

機種 Models 圓軸 Round shaft	機種 Models 齒軸 Gear shaft	出力 Output (W)	電壓 Voltage (V)	頻率 Frequency (Hz)	極數 Poles (P)	額定轉速 Speed (Rpm)	起動轉矩 Torque (Kg.cm)	額定轉矩 Torque (Kg.cm)	額定電流 Current (A)	電容器 Capacitor (μF)	額定時間 Duty
5IK120A-AF	5IK120GN-AF	120	1ø110	50/60	4	1300/1600	9.0	8.6	1.84	24/250V	连续 Cont
5IK120A-CF	5IK120GN-CF	120	1ø220	50/60	4	1300/1600	9.0	8.6	0.92	7.0/450V	连续 Cont
5IK120A-YF	5IK120GN-YF	120	3ø220/380	50/60	4	1300/1600	35	8.6	0.74/0.43	-	连续 Cont

機種 Models 圓軸 Round shaft	機種 Models 齒軸 Gear shaft	出力 Output (W)	電壓 Voltage (V)	頻率 Frequency (Hz)	極數 Poles (P)	電流 Current (A)	調速範圍 Speed range (rpm)	起動轉矩 Torque (Kg.cm)	容許轉矩 (Kg.cm) Torque 設定回轉數 Rotary number 1200rpm	容許轉矩 (Kg.cm) Torque 設定回轉數 Rotary number 90rpm	電容器 Capacitor (μF)	額定時間 Duty
5IK120RA-AF	5IK120RGN-AF	120	1ø110	50/60	4	1.62	90-1300 90-1600	5.5	7.5	4	25/250V	连续 Cont
5IK120RA-CF	5IK120RGN-CF	120	1ø220	50/60	4	0.81	90-1300 90-1600	6.5	7.5	4	7.0/450V	连续 Cont

減速箱減速比與轉矩 / Gearbox slowdown than torque-hing

減速比 Reduction ratio	3	3.6	5	7.5	9	10	12.5	15	18	20	25	30	36	50	60	75	90	100	120	150	180	200	300	500
轉速 r/min 50Hz	500	416	300	200	166	150	120	100	83	75	60	50	41	30	25	20	16	15	12.5	10	8.3	7.5	5	3
Speed 60Hz	600	500	360	240	200	180	144	120	100	90	72	60	50	36	30	24	20	18	15	12	10	9	6	3.6
最大容許轉矩 MAXtorque (Kg.cm)	21.8	26.2	36.4	54.7	65.6	65.6	82.1	98.6	118	118	149	196	200	200	200	200	200	200	200	200	200	200	200	200

140W(□90mm)

K 系列
K series

單相	110V
Single-phase	220V
三相	220V
Three-phase	380V

◆ 馬達 / Motor 5IK140A/GU-A(C/Y) F-M

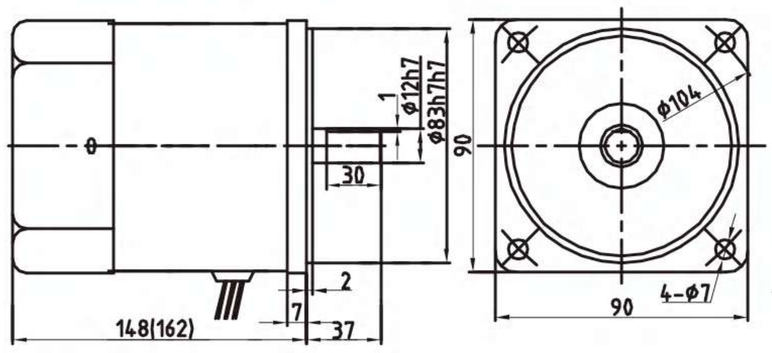

注：（）内为调速电机长度尺寸

◆ 減速機 / Reducer 5GU □ K

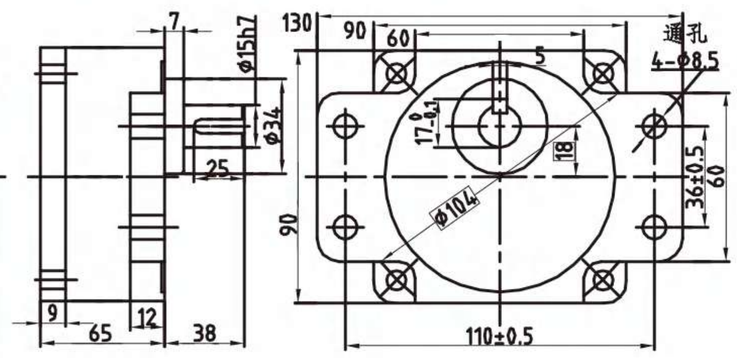

◆ 減速機 / Reducer 5GU □ KB

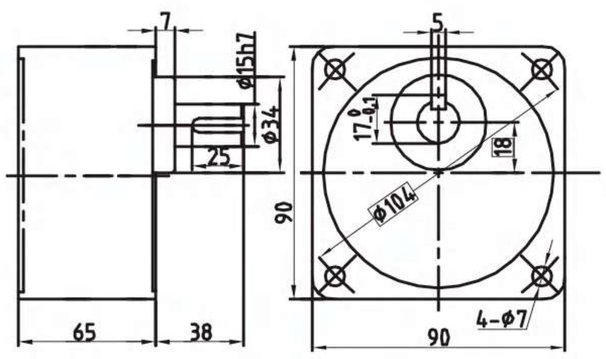

◆ 接綫圖 / Wiring diagram

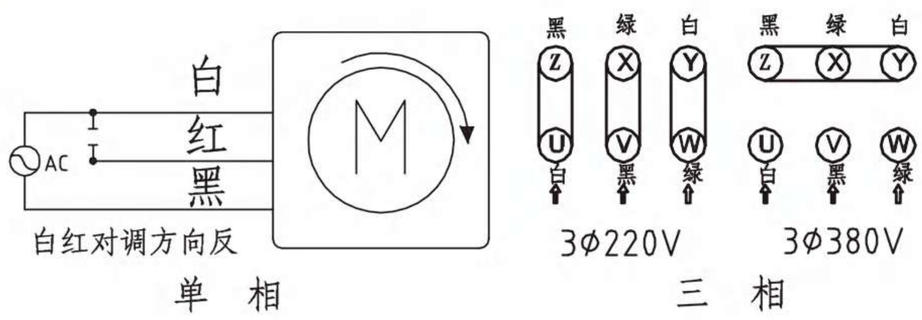

◆ 鍵與鍵槽/Key and keyway

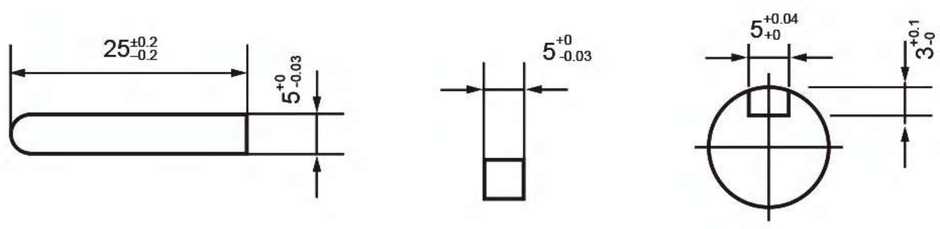

缩尺 1/4　单位：mm
Scale 1/4　Unit：mm

電機性能參數 / Motor performance parameters

重　量：電動機MOTOR　4.0KG
WEIGHT：減速機REDUCER 1.40、1.40KG

機種 Models 圓軸 Round shaft	機種 Models 齒軸 Gear shaft	出力 Output (W)	電壓 Voltage (V)	頻率 Frequency (Hz)	極數 Poles (P)	額定轉速 Speed (Rpm)	起動轉矩 Torque (Kg.cm)	額定轉矩 Torque (Kg.cm)	額定電流 Current (A)	電容器 Capacitor (μF)	額定時間 Duty
5IK140A-AF	5IK140GU-AF	140	1ø110	50/60	4	1350/1650	8.1	9.9	2.10	30/250V	連續 Cont
5IK140A-CF	5IK140GU-CF	140	1ø220	50/60	4	1350/1650	8.1	9.9	1.05	8/450V	連續 Cont
5IK140A-YF	5IK140GU-YF	140	3ø220/380	50/60	4	1350/1650	32	9.9	0.8/0.47	-	連續 Cont

機種 Models 圓軸 Round shaft	機種 Models 齒軸 Gear shaft	出力 Output (W)	電壓 Voltage (V)	頻率 Frequency (Hz)	極數 Poles (P)	電流 Current (A)	調速範圍 Speed range (rpm)	起動轉矩 Torque (Kg.cm)	容許轉矩 (Kg.cm) Torque 設定回轉數 Rotary number 1200rpm	90rpm	電容器 Capacitor (μF)	額定時間 Duty
5IK140RA-AF	5IK140RGU-AF	140	1ø110	50/60	4	2.10	90-1350 90-1650	9.9	8.5	4.5	30/250V	連續 Cont
5IK140RA-CF	5IK140RGU-CF	140	1ø220	50/60	4	1.05	90-1350 90-1650	9.9	8.5	4.5	8.0/450V	連續 Cont

減速箱減速比與轉矩 / Gearbox slowdown than torque-hing

減速比 Reduction ratio	3	3.6	5	7.5	9	10	12.5	15	18	20	25	30	36	50	60	75	90	100	120	150	180	200
轉速 r/min 50Hz	500	417	300	200	167	150	120	100	83.3	75	60	50	41.7	30	25	20	16.7	15	12.5	10	8.33	7.5
Speed 60Hz	600	500	360	240	200	180	144	120	100	90	72	60	50	36	30	24	20	18	15	12	10	9
最大容許轉矩 MAXtorque (Kg.cm)	27.2	32.7	45.4	68.1	81.7	90.8	114	136	163	182	200	200	200	200	200	200	200	200	200	200	200	200

江蘇歐邦電機製造有限公司

180W(□90mm)

K 系列
K series

單相	110V
Single-phase	220V
三相	220V
Three-phase	380V

◆ 馬達 / Motor5IK180A/GU-A(C/Y) F

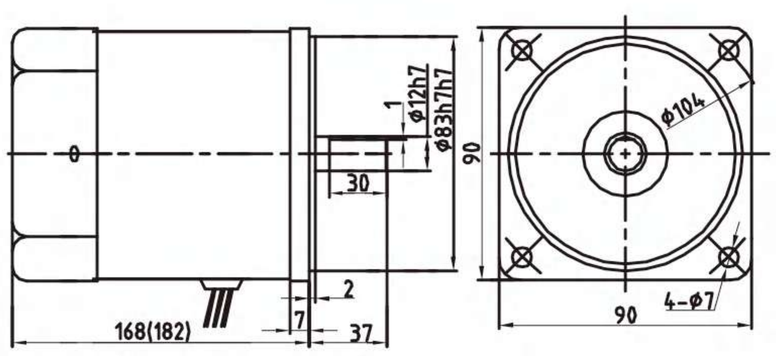

注：（）内为调速电机长度尺寸

◆ 減速機 / Reducer 5GU □ K

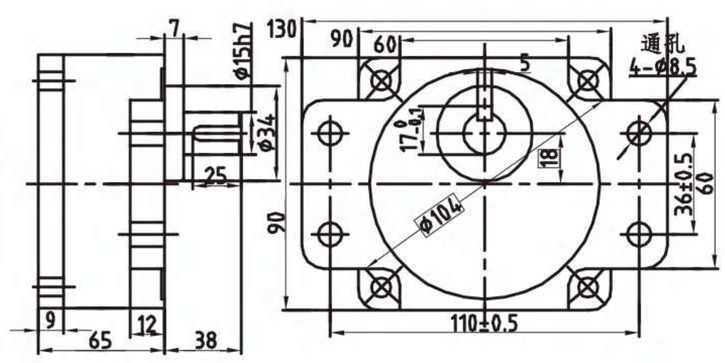

◆ 減速機 / Reducer 5GU □ KB

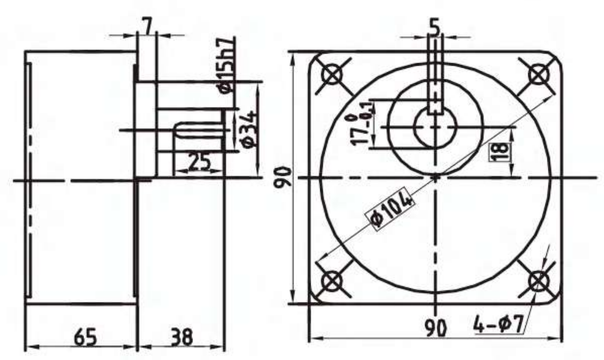

◆ 接綫圖 / Wiring diagram

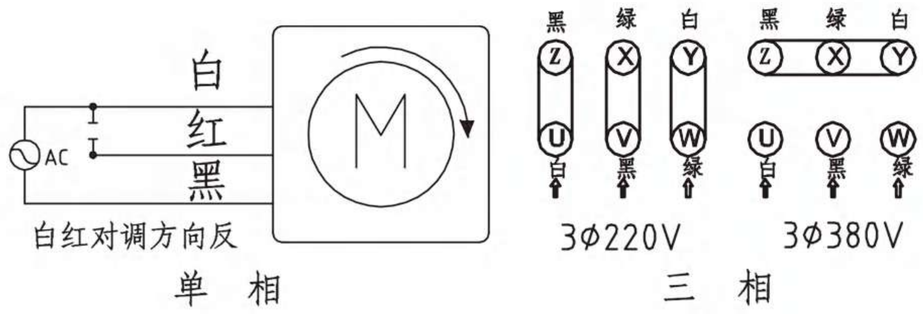

◆ 鍵與鍵槽/Key and keyway

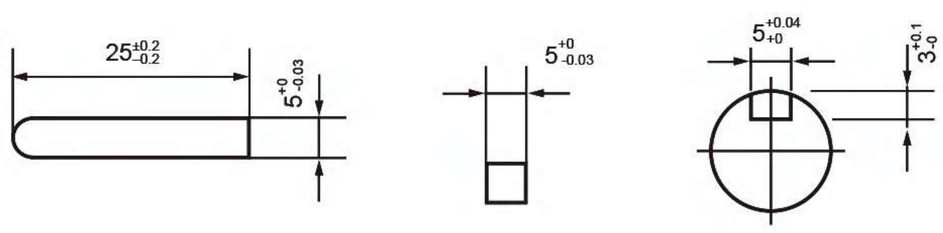

缩尺 1/4 单位：mm
Scale 1/4 Unit：mm

重 量：電動機MOTOR 4.50KG
WEIGHT：減速機REDUCER 1.40、1.40KG

電機性能參數 / Motor performance parameters

機種 Models 圓軸 Round shaft	機種 Models 齒軸 Gear shaft	出力 Output (W)	電壓 Voltage (V)	頻率 Frequency (Hz)	極數 Poles (P)	額定轉速 Speed (Rpm)	起動轉矩 Torque (Kg.cm)	額定轉矩 Torque (Kg.cm)	額定電流 Current (A)	電容器 Capacitor (μF)	額定時間 Duty
5IK180A-AF	5IK180GU-AF	180	1ø110	50/60	4	1350/1650	9.5	13.5	2.10	30/250V	连续 Cont
5IK180A-CF	5IK180GU-CF	180	1ø220	50/60	4	1350/1650	9.5	13.5	1.05	10/450V	连续 Cont
5IK180A-YF	5IK180GU-YF	180	3ø220/380	50/60	4	1350/1650	38	13.5	1.02/0.59	-	连续 Cont

機種 Models 圓軸 Round shaft	機種 Models 齒軸 Gear shaft	出力 Output (W)	電壓 Voltage (V)	頻率 Frequency (Hz)	極數 Poles (P)	電流 Current (A)	調速範圍 Speed range (rpm)	起動轉矩 Torque (Kg.cm)	容許轉矩 (Kg.cm) Torque 設定回轉數 Rotary number 1200rpm	容許轉矩 (Kg.cm) Torque 設定回轉數 Rotary number 90rpm	電容器 Capacitor (μF)	額定時間 Duty
5IK180RA-AF	5IK180RGU-AF	180	1ø110	50/60	4	2.6	90-1350 90-1650	9.9	9.5	5.5	30/250V	连续 Cont
5IK180RA-CF	5IK180RGU-CF	180	1ø220	50/60	4	2.6	90-1350 90-1650	9.9	9.5	5.5	10/450V	连续 Cont

減速箱減速比與轉矩 / Gearbox slowdown than torque-hing

減速比 Reduction ratio	3	3.6	5	7.5	9	10	12.5	15	18	20	25	30	36	50	60	75	90	100	120	150	180	200
轉速 r/min 50Hz	500	417	300	200	167	150	120	100	83.3	75	60	50	41.7	30	25	20	16.7	15	12.5	10	8.33	7.5
Speed 60Hz	600	500	360	240	200	180	144	120	100	90	72	60	50	36	30	24	20	18	15	12	10	9
最大容許轉矩 MAXtorque (Kg.cm)	36.4	43.7	60.6	91	109	121	152	182	200	200	200	200	200	200	200	200	200	200	200	200	200	200

120W(□100mm)

K 系列
K series

單相	110V
Single-phase	220V
三相	220V
Three-phase	380V

◆ 馬達 / Motor 6IK120A/GU -A(C/Y) F

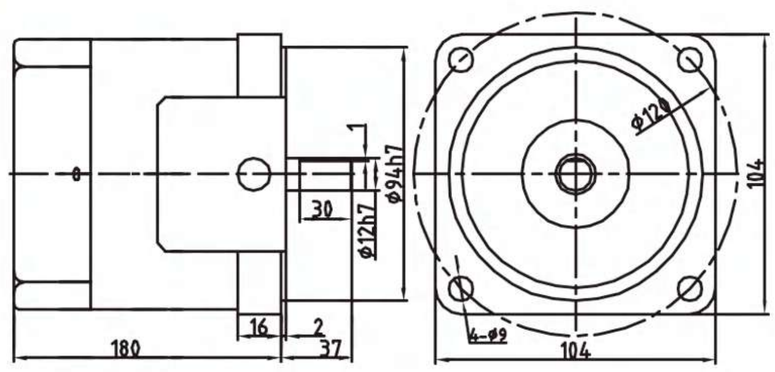

◆ 減速機 / Reducer 6GN □ K

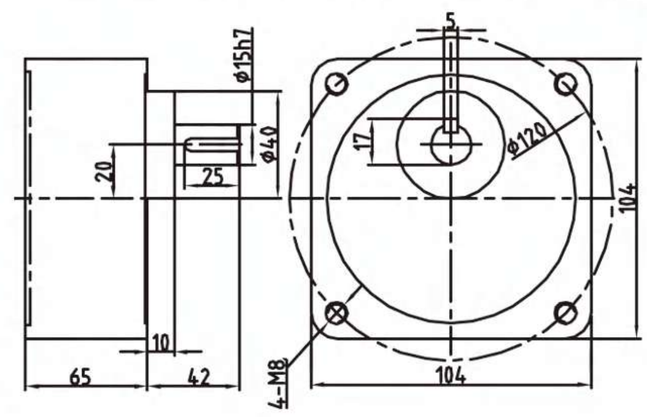

◆ 減速機 / Reducer 6GU □ K

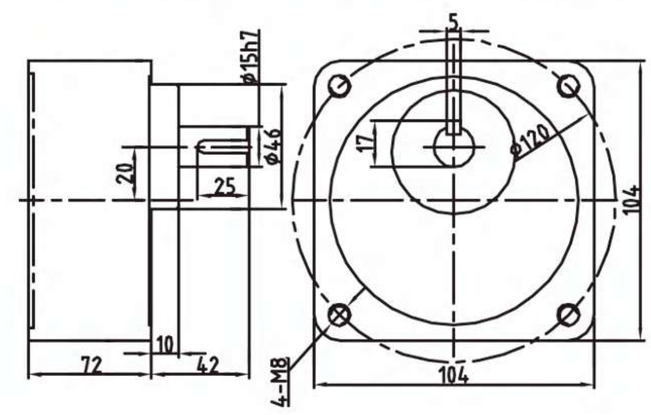

◆ 接綫圖 / Wiring diagram

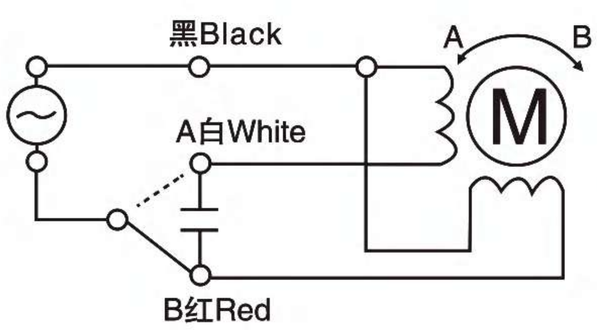

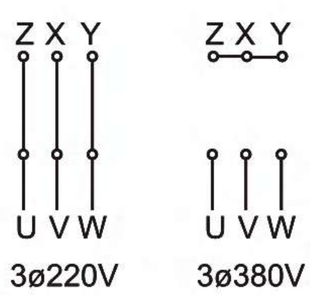

◆ 鍵與鍵槽/Key and keyway

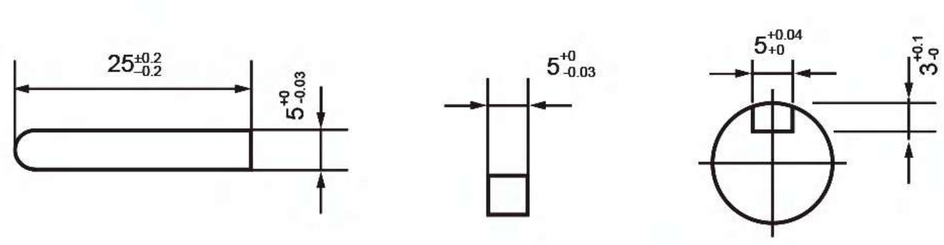

缩尺 1/4 单位：mm
Scale 1/4 Unit：mm

重 量: 電動機MOTOR 4.90KG
WEIGHT: 減速機REDUCER 1.90、2.10KG

電機性能參數 / Motor performance parameters

機種 Models 圓軸 Round shaft	機種 Models 齒軸 Gear shaft	出力 Output (W)	電壓 Voltage (V)	頻率 Frequency (Hz)	極數 Poles (P)	額定轉速 Speed (Rpm)	起動轉矩 Torque (Kg. cm)	額定轉矩 Torque (Kg. cm)	額定電流 Current (A)	電容器 Capacitor (μF)	額定時間 Duty
6IK120A-AF	6IK120GN(GU)-AF	120	1ø110	50/60	4	1350/1650	9.0	8.6	1.84	24/250V	连续 Cont
6IK120A-CF	6IK120GN(GU)-CF	120	1ø220	50/60	4	1350/1650	9.0	8.6	0.92	8/450V	连续 Cont
6IK120A-YF	6IK120GN(GU)-YF	120	3ø220/380	50/60	4	1350/1650	35	8.6	0.74/0.43	-	连续 Cont

機種 Models 圓軸 Round shaft	機種 Models 齒軸 Gear shaft	出力 Output (W)	電壓 Voltage (V)	頻率 Frequency (Hz)	極數 Poles (P)	電流 Current (A)	調速範圍 Speed range (rpm)	起動轉矩 Torque (Kg. cm)	容許轉矩 (Kg. cm) Torque 設定回轉數 Rotary number 1200rpm	容許轉矩 (Kg. cm) Torque 設定回轉數 Rotary number 90rpm	電容器 Capacitor (μF)	額定時間 Duty
6IK120RA-AF	6IK120RGN(GU)-AF	120	1ø110	50/60	4	1.84	90-1350 90-1650	5.1	7.5	4	25/250V	连续 Cont
6IK120RA-CF	6IK120RGN(GU)-CF	120	1ø220	50/60	4	0.92	90-1350 90-1650	6.5	7.5	4	8.0/450V	连续 Cont

減速箱減速比與轉矩 / Gearbox slowdown than torque-hing

減速比 Reduction ratio	3	3.6	5	7.5	9	10	12.5	15	18	20	25	30	36	50	60	75	90	100	120	150	180	200
轉速 r/min 50Hz Speed	500	416	300	200	166	150	120	100	83	75	60	50	41	30	25	20	16	15	12.5	10	8.3	7.5
轉速 r/min 60Hz Speed	600	500	360	240	200	180	144	120	100	90	72	60	50	36	30	24	20	18	15	12	10	9
最大容許轉矩 MAXtorque (Kg. cm)	23	27	38	57	69	79	85	102	105	125	143	173	208	249	346	400	400	400	400	400	400	400

江蘇歐邦電機製造有限公司

140W(□100mm)

K 系列
K series

單相	110V
Single-phase	220V
三相	220V
Three-phase	380V

◆ 馬達 / Motor 6IK140A/GU -A(C/Y) F

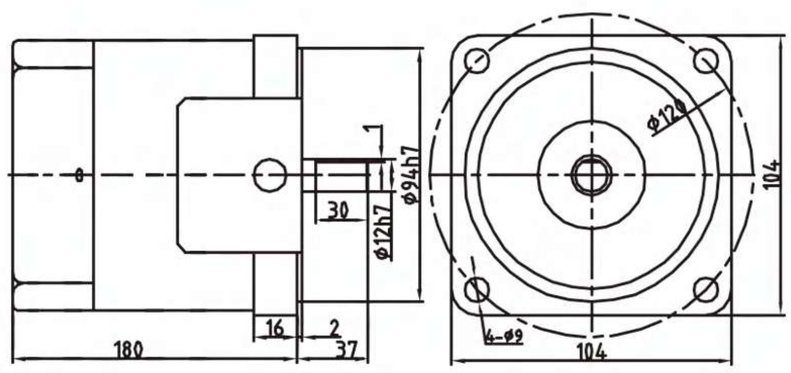

◆ 減速機 / Reducer 6GN □ K

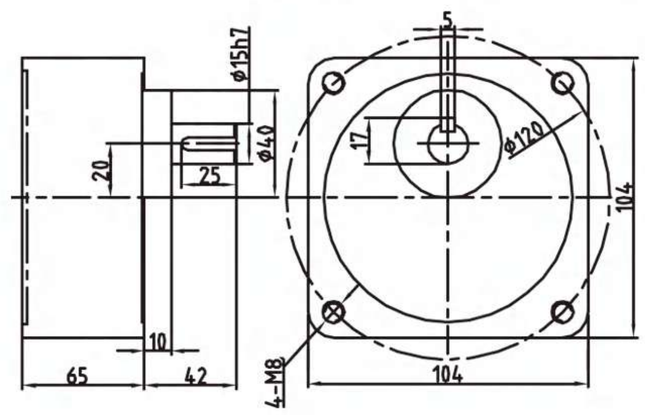

◆ 減速機 / Reducer 6GU □ K

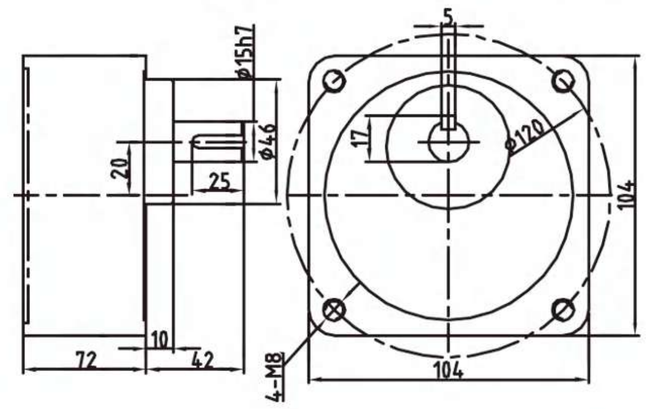

◆ 接綫圖 / Wiring diagram

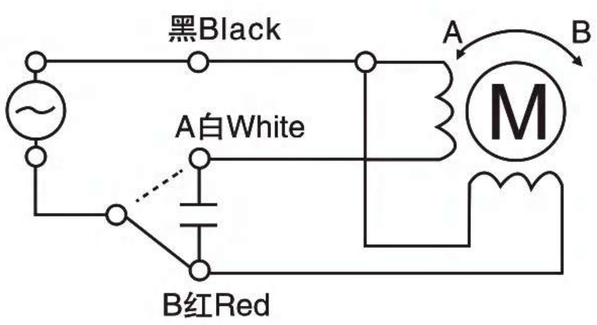

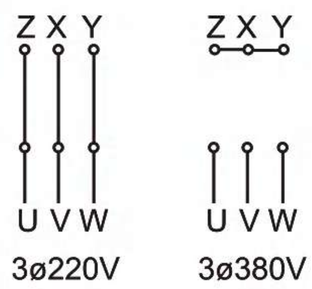

◆ 鍵與鍵槽/Key and keyway

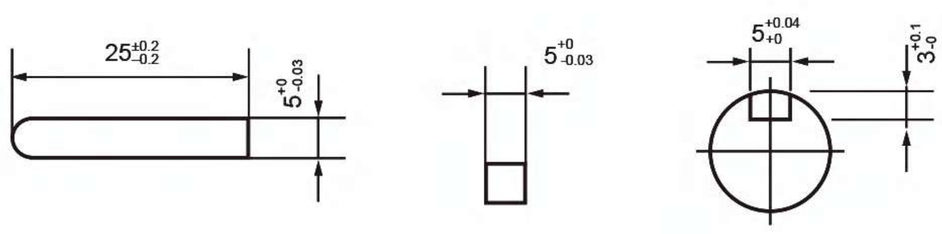

缩尺 1/4　单位：mm
Scale 1/4　Unit：mm

重　量：電動機MOTOR　4.90KG
WEIGHT：減速機REDUCER 1.90、2.1KG

電機性能參數 / Motor performance parameters

機種 Models 圓軸 Round shaft	機種 Models 齒軸 Gear shaft	出力 Output (W)	電壓 Voltage (V)	頻率 Frequency (Hz)	極數 Poles (P)	額定轉速 Speed (Rpm)	起動轉矩 Torque (Kg.cm)	額定轉矩 Torque (Kg.cm)	額定電流 Current (A)	電容器 Capacitor (μF)	額定時間 Duty
6IK140A-AF	6IK140GN(GU)-AF	140	1ø110	50/60	4	1350/1650	9.0	10	2.10	24/250V	连续 Cont
6IK140A-CF	6IK140GN(GU)-CF	140	1ø220	50/60	4	1350/1650	9.0	10	1.05	8/450V	连续 Cont
6IK140A-YF	6IK140GN(GU)-YF	140	3ø220/380	50/60	4	1350/1650	35	10	0.8/0.47	-	连续 Cont

機種 Models 圓軸 Round shaft	機種 Models 齒軸 Gear shaft	出力 Output (W)	電壓 Voltage (V)	頻率 Frequency (Hz)	極數 Poles (P)	電流 Current (A)	調速範圍 Speed range (rpm)	起動轉矩 Torque (Kg.cm)	容許轉矩 (Kg.cm) Torque 設定回轉數 Rotary number 1200rpm	容許轉矩 (Kg.cm) Torque 設定回轉數 Rotary number 90rpm	電容器 Capacitor (μF)	額定時間 Duty
6IK140RA-AF	6IK140RGN(GU)-AF	140	1ø110	50/60	4	2.10	90-1350 90-1650	9.2	8.5	4.5	25/250V	连续 Cont
6IK140RA-CF	6IK140RGN(GU)-CF	140	1ø220	50/60	4	1.05	90-1350 90-1650	9.2	8.5	4.5	8.0/450V	连续 Cont

減速箱減速比與轉矩 / Gearbox slowdown than torque-hing

減速比 Reduction ratio	3	3.6	5	7.5	9	10	12.5	15	18	20	25	30	36	50	60	75	90	100	120	150	180	200	300
轉速 r/min 50Hz	500	416	300	200	166	150	120	100	83	75	60	50	41	30	25	20	16	15	12.5	10	8.3	7.5	7.5
Speed 60Hz	600	500	360	240	200	180	144	120	100	90	72	60	50	36	30	24	20	18	15	12	10	9	9
最大容許轉矩 MAXtorque (Kg.cm)	25.2	30.2	42	62.4	83.6	83.6	95.6	115.2	139.2	162	190.8	230.5	249	277	332	400	400	400	400	400	400	400	400

180W(□100mm)

K 系列
K series

單相	110V
Single-phase	220V
三相	220V
Three-phase	380V

◆ 馬達 / Motor 6IK180A/GN-A(C/Y) F

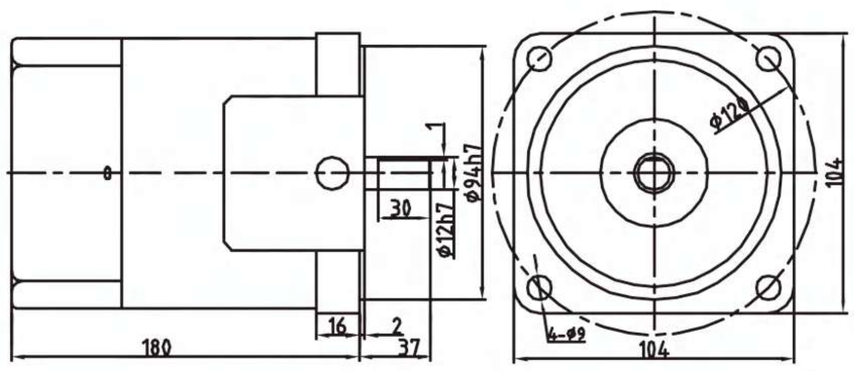

◆ 減速機 / Reducer 6GN □ K

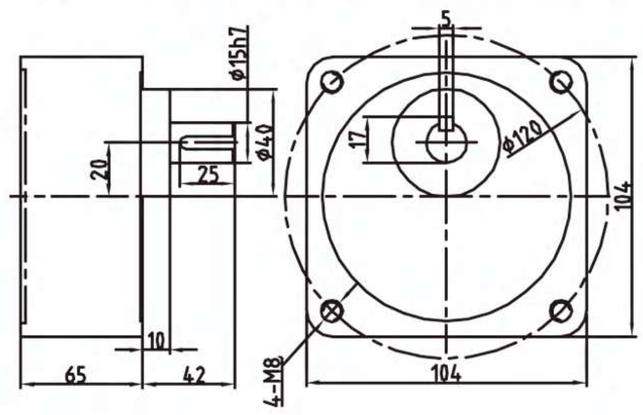

◆ 減速機 / Reducer 6GU □ K

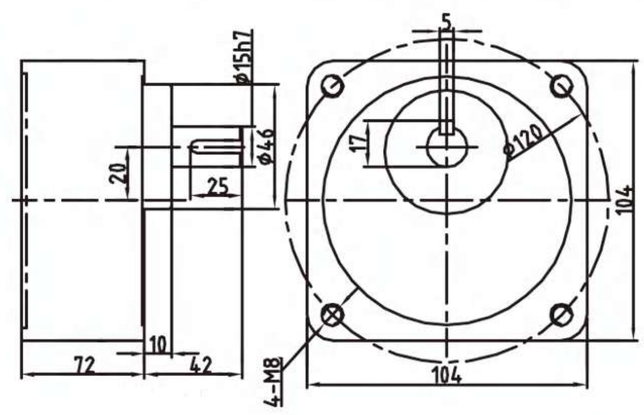

◆ 接綫圖 / Wiring diagram

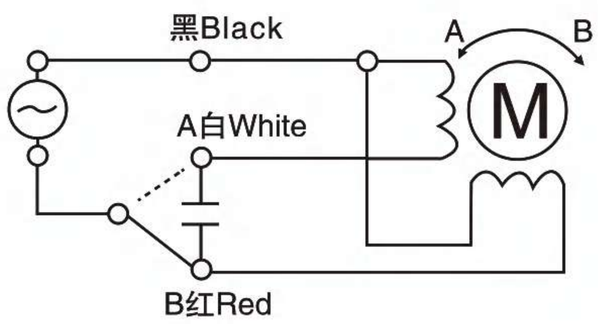

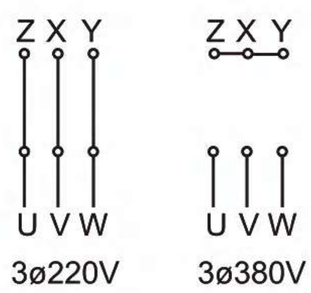

◆ 鍵與鍵槽/Key and keyway

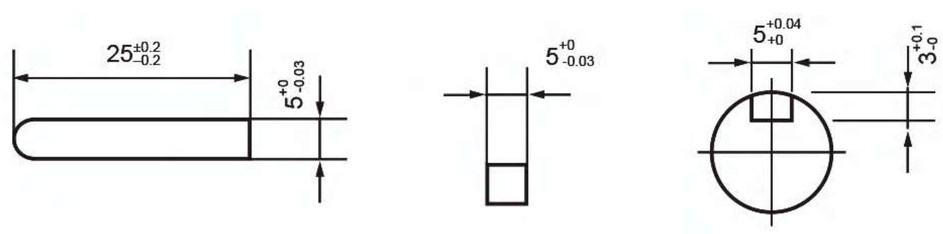

缩尺 1/4　单位：mm
Scale 1/4　Unit：mm

重　量：電動機MOTOR　5.3KG
WEIGHT：減速機REDUCER　1.9KG2.1KG

電機性能參數 / Motor performance parameters

機種 Models 圓軸 Round shaft	機種 Models 齒軸 Gear shaft	出力 Output (W)	電壓 Voltage (V)	頻率 Frequency (Hz)	極數 Poles (P)	額定轉速 Speed (Rpm)	起動轉矩 Torque (Kg.cm)	額定轉矩 Torque (Kg.cm)	額定電流 Current (A)	電容器 Capacitor (μF)	額定時間 Duty
6IK180A-AF	6IK180GN(GU)-AF	180	1ø110	50/60	4	1350/1650	10.2	13.0	2.10	30/250V	连续 Cont
6IK180A-CF	6IK180GN(GU)-CF	180	1ø220	50/60	4	1350/1650	10.2	13.0	1.05	10/450V	连续 Cont
6IK180A-YF	6IK180GN(GU)-YF	180	3ø220/380	50/60	4	1350/1650	40	13.0	1.02/0.59	-	连续 Cont

機種 Models 圓軸 Round shaft	機種 Models 齒軸 Gear shaft	出力 Output (W)	電壓 Voltage (V)	頻率 Frequency (Hz)	極數 Poles (P)	電流 Current (A)	調速範圍 Speed range (rpm)	起動轉矩 Torque (Kg.cm)	容許轉矩 (Kg.cm) Torque 設定回轉數 Rotary number 1200rpm	容許轉矩 (Kg.cm) Torque 設定回轉數 Rotary number 90rpm	電容器 Capacitor (μF)	額定時間 Duty
6IK180RA-AF	6IK180RGN(GU)-AF	180	1ø110	50/60	4	2.6	90-1350 90-1650	10.2	9.5	5.5	30/250V	连续 Cont
6IK180RA-CF	6IK180RGN(GU)-CF	180	1ø220	50/60	4	2.6	90-1350 90-1650	10.2	9.5	5.5	10/450V	连续 Cont

減速箱減速比與轉矩 / Gearbox slowdown than torque-hing

減速比 Reduction ratio	3	3.6	5	7.5	9	10	12.5	15	18	20	25	30	36	50	60	75	90	100	120	150	180	200
轉速 r/min 50Hz Speed	500	416	300	200	166	150	120	100	83	75	60	50	41	30	25	20	16	15	12.5	10	8.3	7.5
轉速 r/min 60Hz Speed	600	500	360	240	200	180	144	120	100	90	72	60	50	36	30	24	20	18	15	12	10	9
最大容許轉矩 MAXtorque (Kg.cm)	32.8	39.3	54.6	81	108.7	108.7	124.3	150	181.5	210.6	248	300	324	360	430	520	520	520	520	520	520	520

江蘇歐邦電機製造有限公司

200W(□100mm)

K 系列
K series

單相	110V
Single-phase	220V
三相	220V
Three-phase	380V

◆ 馬達 / Motor 6IK200A/GN-A(C/Y) F

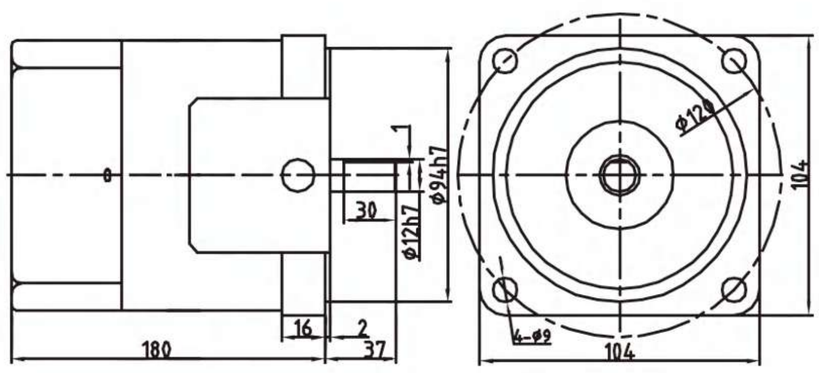

◆ 減速機 / Reducer 6GN □ K

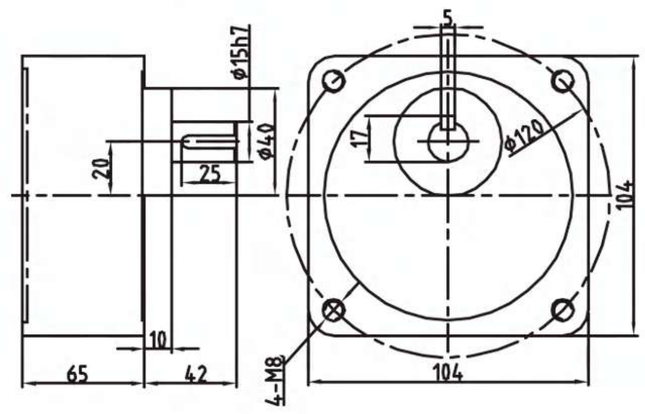

◆ 減速機 / Reducer 6GU □ K

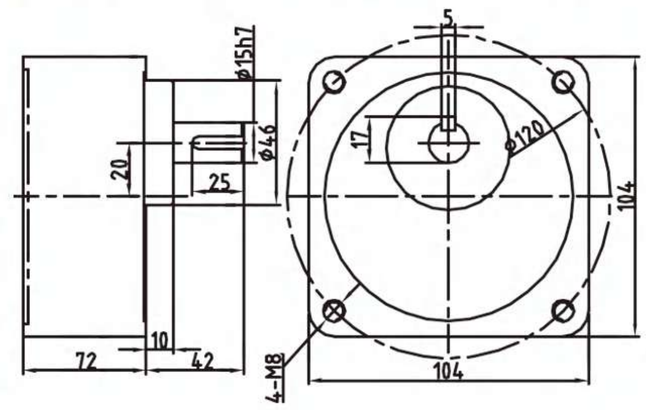

◆ 接綫圖 / Wiring diagram

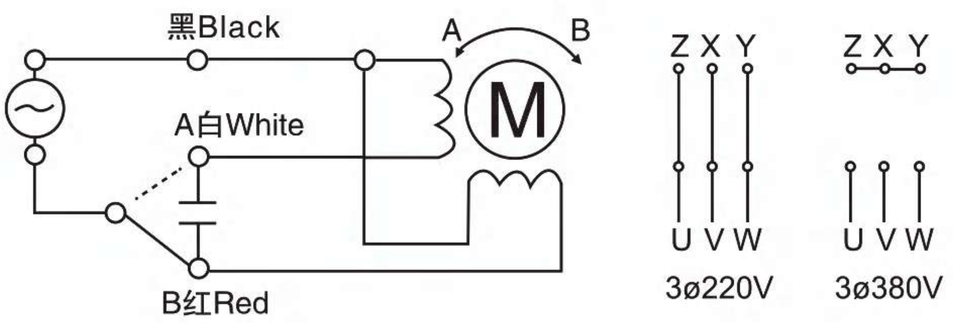

◆ 鍵與鍵槽/Key and keyway

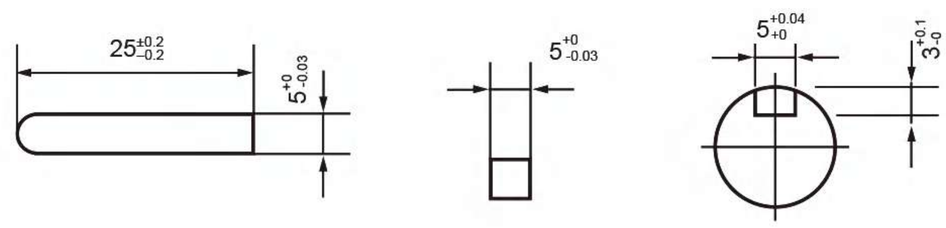

缩尺 1/4　单位：mm
Scale 1/4　Unit：mm

重　量: 電動機MOTOR　5.50KG
WEIGHT: 減速機REDUCER 1.90KG2.1KG

電機性能參數 / Motor performance parameters

機種 Models		出力 Output (W)	電壓 Voltage (V)	頻率 Frequency (Hz)	極數 Poles (P)	額定轉速 Speed (Rpm)	起動轉矩 Torque (Kg.cm)	額定轉矩 Torque (Kg.cm)	額定電流 Current (A)	電容器 Capacitor (μF)	額定時間 Duty
圓軸 Round shaft	齒軸 Gear shaft										
6IK200A-AF	6IK200GN(GU)-AF	200	1ø110	50/60	4	1350/1650	10.2	14.33	3.0	30/250V	连续 Cont
6IK200A-CF	6IK200GN(GU)-CF	200	1ø220	50/60	4	1350/1650	10.2	14.33	1.5	12/450V	连续 Cont
6IK200A-YF	6IK200GN(GU)-YF	200	3ø220/380	50/60	4	1350/1650	44	14.33	1.13/0.65	-	连续 Cont

機種 Models		出力 Output (W)	電壓 Voltage (V)	頻率 Frequency (Hz)	極數 Poles (P)	電流 Current (A)	調速範圍 Speed range (rpm)	起動轉矩 Torque (Kg.cm)	容許轉矩 (Kg.cm) Torque 設定回轉數 Rotary number		電容器 Capacitor (μF)	額定時間 Duty
圓軸 Round shaft	齒軸 Gear shaft								1200rpm	90rpm		
6IK20RA-AF	6IK200RGN(GU)-AF	200	1ø110	50/60	4	2.6	90-1350 90-1650	10.2	9.5	5.5	30/250V	连续 Cont
6IK200RA-CF	6IK200RGN(GU)-CF	200	1ø220	50/60	4	2.6	90-1350 90-1650	10.2	9.5	5.5	10/450V	连续 Cont

減速箱減速比與轉矩 / Gearbox slowdown than torque-hing

減速比 Reduction ratio	3	3.6	5	7.5	9	10	12.5	15	18	20	25	30	36	50	60	75	90	100	120	150	180	200
轉速 r/min 50Hz	500	416	300	200	166	150	120	100	83	75	60	50	41	30	25	20	16	15	12.5	10	8.3	7.5
Speed 60Hz	600	500	360	240	200	180	144	120	100	90	72	60	50	36	30	24	20	18	15	12	10	9
最大容許轉矩 MAXtorque (Kg.cm)	36.4	43.6	60.6	90	120	120	138	166	200	234	275	330	360	400	520	520	520	520	520	520	520	520

250W(□100mm)

K 系列
K series

單相	110V
Single-phase	220V
三相	220V
Three-phase	380V

◆ 馬達 / Motor 6IK250A/GN-A(C/Y) F

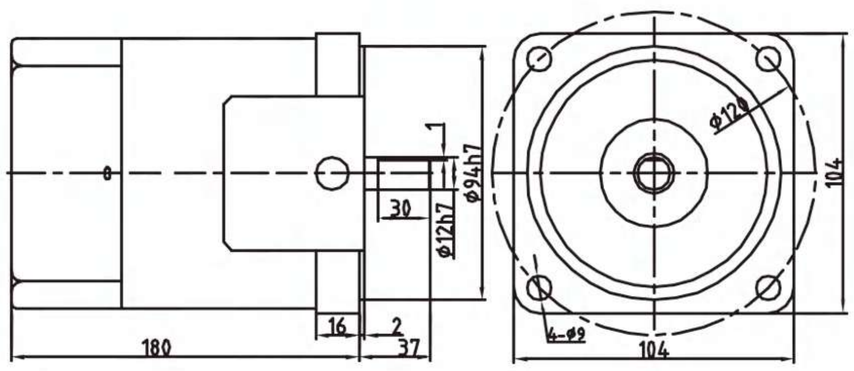

◆ 減速機 / Reducer 6GN □ K

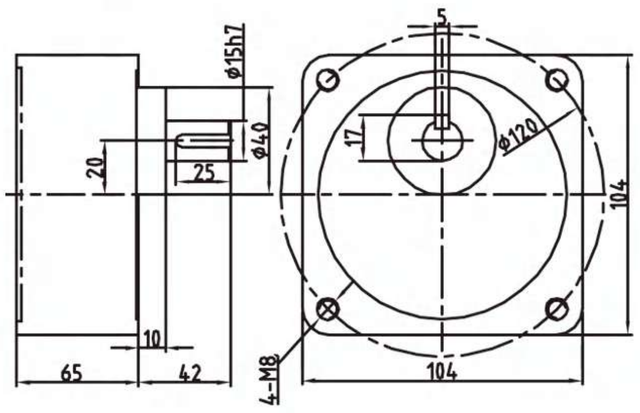

◆ 減速機 / Reducer 6GU □ K

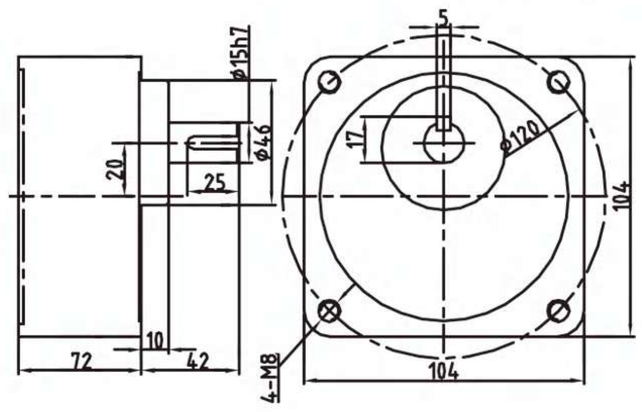

◆ 接綫圖 / Wiring diagram

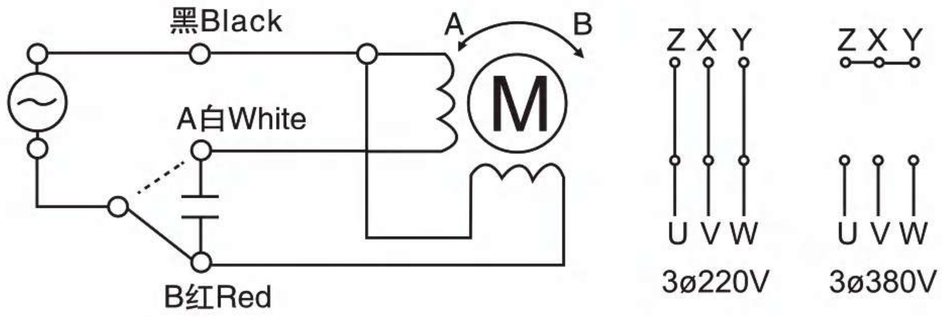

◆ 鍵與鍵槽/Key and keyway

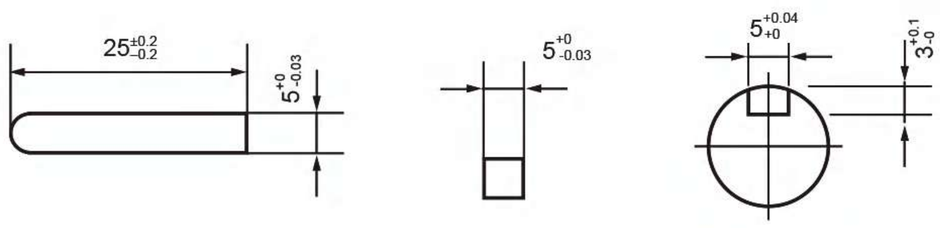

缩尺 1/4　单位：mm
Scale 1/4　Unit：mm

重　量：電動機MOTOR　5.70KG
WEIGHT：減速機REDUCER 1.90KG2.1KG

電機性能參數 / Motor performance parameters

機種 Models 圓軸 Round shaft	機種 Models 齒軸 Gear shaft	出力 Output (W)	電壓 Voltage (V)	頻率 Frequency (Hz)	極數 Poles (P)	額定轉速 Speed (Rpm)	起動轉矩 Torque (Kg.cm)	額定轉矩 Torque (Kg.cm)	額定電流 Current (A)	電容器 Capacitor (μF)	額定時間 Duty
6IK250A-AF	6IK250GN(GU)-AF	250	1ø110	50/60	4	1350/1650	10.2	18.04	2.10	30/250V	连续 Cont
6IK250A-CF	6IK250GN(GU)-CF	250	1ø220	50/60	4	1350/1650	10.2	18.04	1.05	15/450V	连续 Cont
6IK250A-YF	6IK250GN(GU)-YF	250	3ø220/380	50/60	4	1350/1650	55	18.04	1.4/0.81	-	连续 Cont

機種 Models 圓軸 Round shaft	機種 Models 齒軸 Gear shaft	出力 Output (W)	電壓 Voltage (V)	頻率 Frequency (Hz)	極數 Poles (P)	電流 Current (A)	調速範圍 Speed range (rpm)	起動轉矩 Torque (Kg.cm)	容許轉矩 (Kg.cm) Torque 設定回轉數 Rotary number 1200rpm	容許轉矩 (Kg.cm) Torque 設定回轉數 Rotary number 90rpm	電容器 Capacitor (μF)	額定時間 Duty
6IK250RA-AF	6IK250RGN(GU)-AF	250	1ø110	50/60	4	2.6	90-1350 90-1650	10.2	9.5	5.5	30/250V	连续 Cont
6IK250RA-CF	6IK250RGN(GU)-CF	250	1ø220	50/60	4	2.6	90-1350 90-1650	10.2	9.5	5.5	10/450V	连续 Cont

減速箱減速比與轉矩 / Gearbox slowdown than torque-hing

減速比 Reduction ratio	3	3.6	5	7.5	9	10	12.5	15	18	20	25	30	36	50	60	75	90	100	120	150	180	200
轉速 r/min 50Hz Speed	500	416	300	200	166	150	120	100	83	75	60	50	41	30	25	20	16	15	12.5	10	8.3	7.5
轉速 r/min 60Hz Speed	600	500	360	240	200	180	144	120	100	90	72	60	50	36	30	24	20	18	15	12	10	9
最大容許轉矩 MAXtorque (Kg.cm)	45.5	54.5	75	100	127	127	158	200	250	270	350	400	500	520	520	520	520	520	520	520	520	520

江蘇歐邦電機製造有限公司

400W(□120mm)

K 系列
K series

單相	110V
Single-phase	220V
三相	220V
Three-phase	380V

◆ 馬達 / Motor 7IK400GU-A(C/Y) F

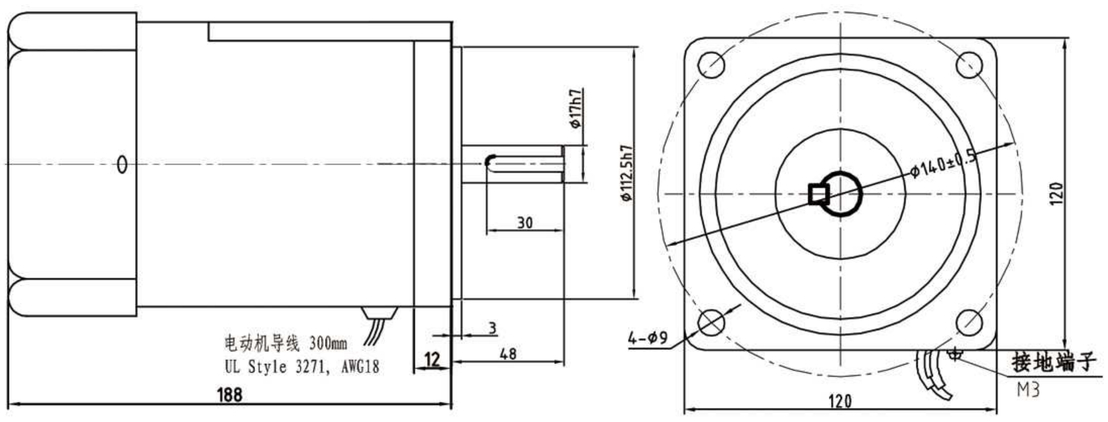

◆ 減速機 / Reducer 7GU □ K

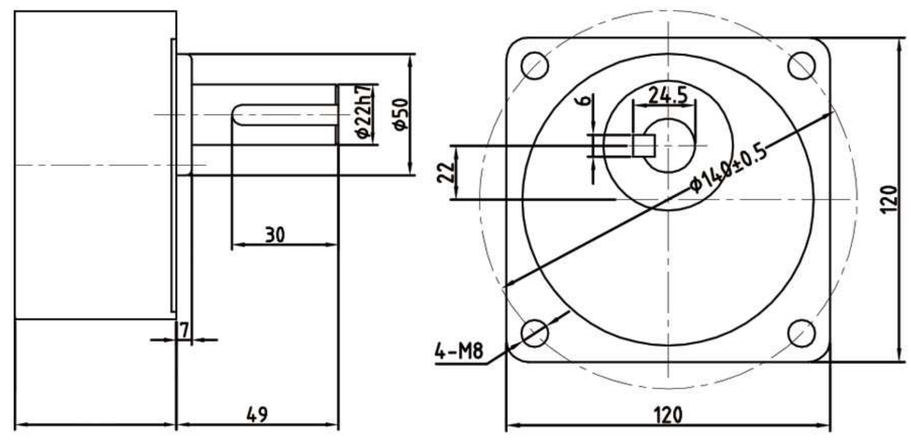

◆ 接綫圖 / Wiring diagram

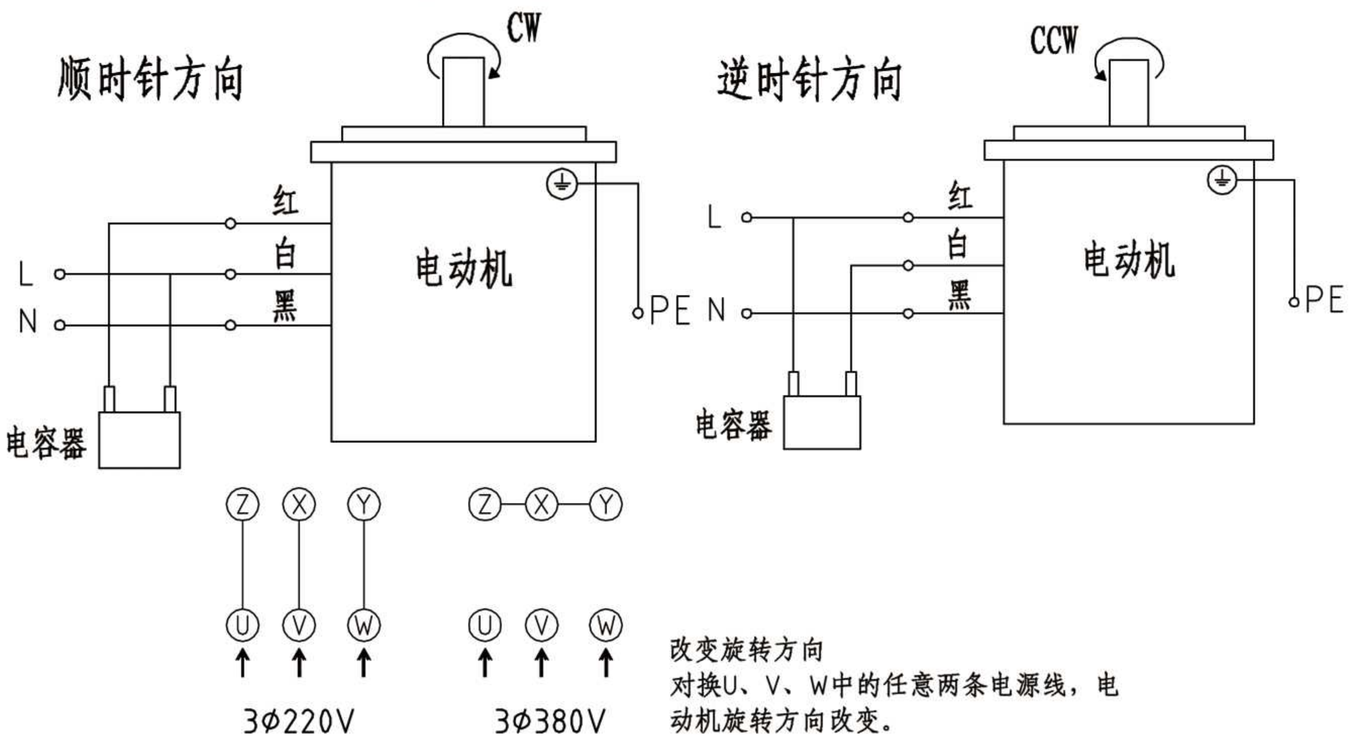

改变旋转方向
对换U、V、W中的任意两条电源线，电动机旋转方向改变。

◆ 鍵與鍵槽/Key and keyway

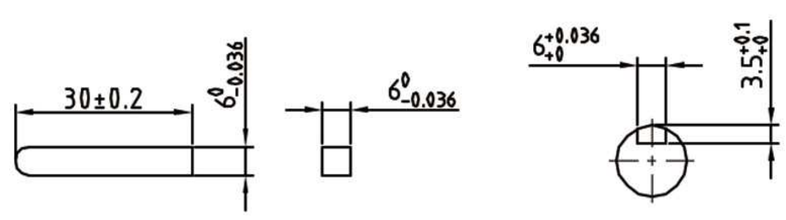

缩尺 1/4　单位：mm
Scale 1/4　Unit：mm

重　量：電動機MOTOR　6.80KG
WEIGHT：減速機REDUCER　2.80-3.2KG

電機性能參數 / Motor performance parameters

機種 Models 圓軸 Round shaft	機種 Models 齒軸 Gear shaft	出力 Output (W)	電壓 Voltage (V)	頻率 Frequency (Hz)	極數 Poles (P)	額定轉速 Speed (Rpm)	起動轉矩 Torque (Kg.cm)	額定轉矩 Torque (Kg.cm)	額定電流 Current (A)	電容器 Capacitor (μF)	額定時間 Duty
7IK400GU-AF (7IK400A-AF)	7IK400GU-AFT (7IK400A-AFT)	400	1⌀110	50/60	4	1300/1600	1932/1610	2938/2435	7.0/6.7	60	連續 Cont
7IK400GU-CF (7IK400A-CF)	7IK400GU-CFT (7IK400A-CFT)	400	1⌀220	50/60	4	1300/1600	1932/1610	2938/2435	3.5/3.2	16	連續 Cont
7IK400GU-YF (7IK400A-YF)	7IK400GU-YFT (7IK400A-YFT)	400	3⌀220/380	50/60	4	1300/1600	5796/4830	2938/2435	2.3/1.24 2.1/1.2	-	連續 Cont

減速箱減速比與轉矩 / Gearbox slowdown than torque-hing

減速比 Reduction ratio	3	3.6	5	6	7.5	9	10	12.5	15	18	20	25	30	36	50	60	75	90	100	120	150	180
轉速 r/min Speed	500	417	300	250	200	167	150	120	100	83	75	60	50	42	30	25	20	17	15	12.5	10	8.3
最大容許轉矩 MAXtorque (Kg.cm)	6.6	7.9	11	13.2	16.5	19.8	22	27.5	33	39.6	44	55	66	79	110	132	132	132	132	132	132	132

6W/10W（□60mm）

K 系列
K series

單相 Single-phase 110V 220V
三相 Three-phase 220V 380V

◆ 馬達 / Motor 2RK6A/GN-A(C/Y) 2RK10A/GN-A(C)

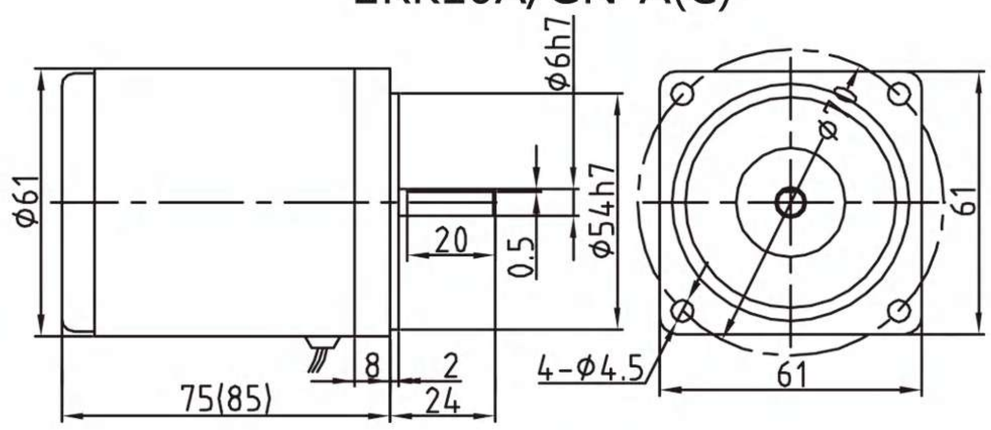

注：（）内为调速电机长度尺寸

◆ 減速機 / Reducer 2GN□K

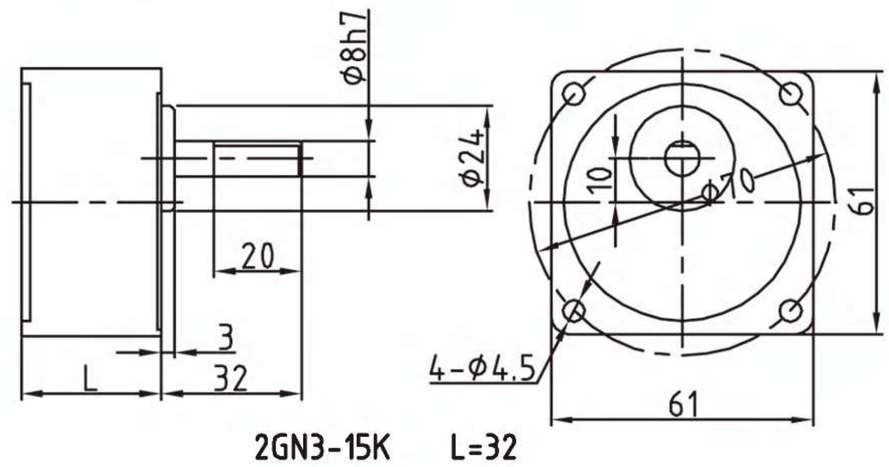

2GN3-15K L=32
2GN18-250K L=42

◆ 接綫圖 / Wiring diagram

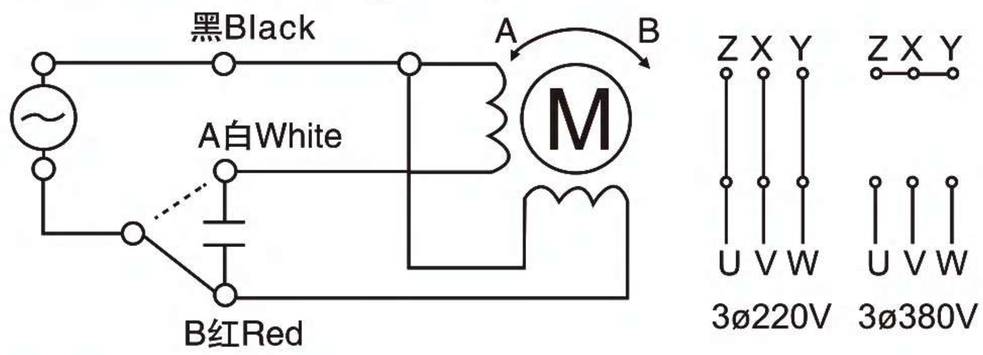

缩尺 1/4 单位：mm
Scale 1/4 Unit：mm

重 量：電動機MOTOR 0.76KG
WEIGHT：減速機REDUCER 0.40KG

電機性能參數 / Motor performance parameters

機種 Models 圓軸 Round shaft	機種 Models 齒軸 Gear shaft	出力 Output (W)	電壓 Voltage (V)	頻率 Frequency (Hz)	極數 Poles (P)	額定轉速 Speed (Rpm)	起動轉矩 Torque (Kg.cm)	額定轉矩 Torque (Kg.cm)	額定電流 Current (A)	電容器 Capacitor (μF)	額定時間 Duty
2RK6A-A	2RK6GN-A	6	1ø110	50/60	4	1250/1550	0.5	0.45	0.28	4.0/250V	连续 Cont
2RK6A-C	2RK6GN-C	6	1ø220	50/60	4	1250/1550	0.5	0.45	0.14	1.0/450V	连续 Cont
2RK10A-A	2RK10GN-A	10	1ø110	50/60	4	1250/1550	0.65	0.58	0.30	5.0/250V	连续 Cont
2RK10A-C	2RK10GN-C	10	1ø220	50/60	4	1250/1550	0.65	0.58	0.15	1.2/450V	连续 Cont

機種 Models 圓軸 Round shaft	機種 Models 齒軸 Gear shaft	出力 Output (W)	電壓 Voltage (V)	頻率 Frequency (Hz)	極數 Poles (P)	電流 Current (A)	調速範圍 Speed range (rpm)	起動轉矩 Torque (Kg.cm)	容許轉矩 (Kg.cm) Torque 設定回轉數 Rotary number 1200rpm	90rpm	電容器 Capacitor (μF)	額定時間 Duty
2RK6RA-A	2RK6RGN-A	6	1ø110	50/60	4	0.32	90-1250 90-1550	0.38	0.55	0.33	4.0/250V	连续 Cont
2RK6RA-C	2RK6RGN-C	6	1ø220	50/60	4	0.16	90-1250 90-1550	0.38	0.38	0.33	1.2/450V	连续 Cont

減速箱減速比與轉矩 / Gearbox slowdown than torque-hing

減速比 Reduction ratio	3	3.6	5	7.5	9	10	12.5	15	18	20	25	30	36	50	60	75	90	100	120	150	180	250
轉速 r/min 50Hz	500	416	300	200	166	150	120	100	83	75	60	50	41	30	25	20	16	15	12.5	10	8.3	6
Speed 60Hz	600	500	360	240	200	180	144	120	100	90	72	60	50	36	30	24	20	18	15	12	10	7.2
最大容許轉矩 MAXtorque (Kg.cm)	1.2	1.4	2	2.8	3.6	3.8	4.5	5.4	7	7.4	8	9.8	11.8	14.8	19.5	24.5	24.5	24.5	24.5	24.5	24.5	24.5

江蘇歐邦電機製造有限公司

15W/20W（□70mm）

K 系列
K series

單相	110V
Single-phase	220V
三相	220V
Three-phase	380V

◆ 馬達 / Motor 3RK15A/GN-A(C/Y) 3RK20A/GN-A(C)

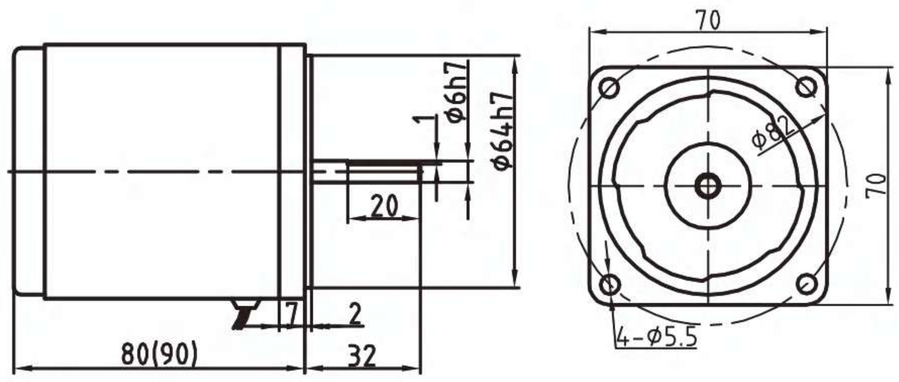

注：（）内为调速电机长度尺寸

◆ 減速機 / Reducer 3GN □ K

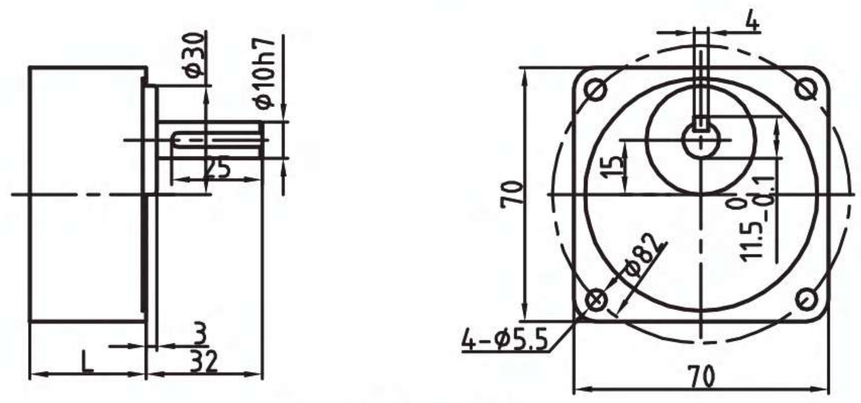

3GN3-15K L=32
3GN18-180K L=42

◆ 接綫圖 / Wiring diagram

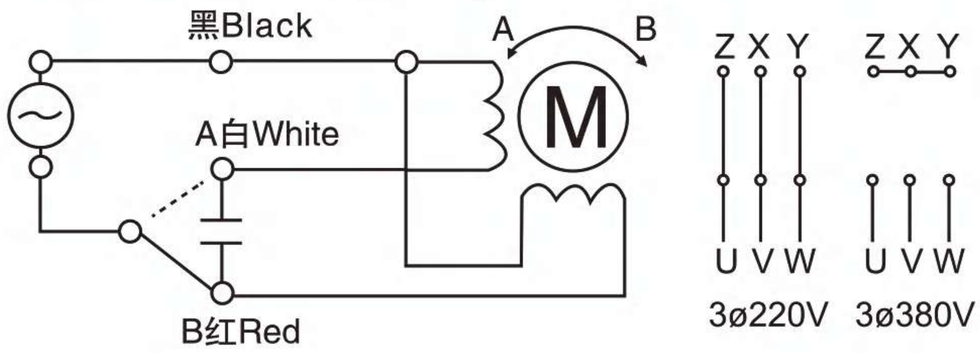

◆ 键与键槽 / Key and keyway

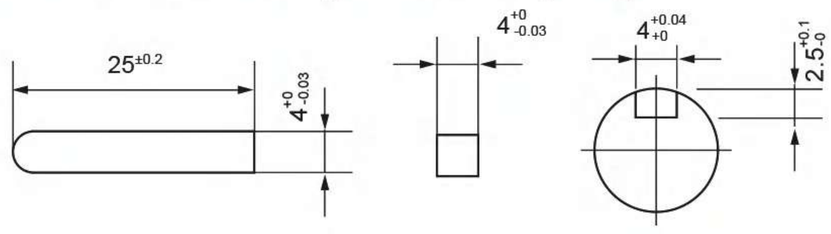

缩尺 1/4 单位：mm
Scale 1/4 Unit：mm

重 量：電動機MOTOR 1.05KG
WEIGHT：減速機REDUCER 0.52KG

電機性能參數 / Motor performance parameters

機種 Models 圓軸 Round shaft	機種 Models 齒軸 Gear shaft	出力 Output (W)	電壓 Voltage (V)	頻率 Frequency (Hz)	極數 Poles (P)	額定轉速 Speed (Rpm)	起動轉矩 Torque (Kg.cm)	額定轉矩 Torque (Kg.cm)	額定電流 Current (A)	電容器 Capacitor (μF)	額定時間 Duty
3RK15A-A	3RK15GN-A	15	1ø110	50/60	4	1250/1550	0.95	1.18	0.38	6.0/250V	连续 Cont
3RK15A-C	3RK15GN-C	15	1ø220	50/60	4	1250/1550	0.95	1.18	0.19	1.5/450V	连续 Cont
3RK20A-A	3RK20GN-A	20	1ø110	50/60	4	1250/1550	1.20	1.25	0.42	7.0/250V	连续 Cont
3RK20A-C	3RK20GN-C	20	1ø220	50/60	4	1250/1550	1.20	1.25	0.21	3.0/450V	连续 Cont

機種 Models 圓軸 Round shaft	機種 Models 齒軸 Gear shaft	出力 Output (W)	電壓 Voltage (V)	頻率 Frequency (Hz)	極數 Poles (P)	電流 Current (A)	調速範圍 Speed range (rpm)	起動轉矩 Torque (Kg.cm)	容許轉矩 (Kg.cm) Torque 設定回轉數 Rotary number 1200rpm	90rpm	電容器 Capacitor (μF)	額定時間 Duty
3RK15RA-A	3RK15RGN-A	15	1ø110	50/60	4	0.58	90-1250 90-1550	0.65	1.3	0.35	6.0/250V	连续 Cont
3RK15RA-C	3RK15RGN-C	15	1ø220	50/60	4	0.29	90-1250 90-1550	0.65	1.3	0.35	1.5/450V	连续 Cont

減速箱減速比與轉矩 / Gearbox slowdown than torque-hing

減速比 Reduction ratio	3	3.6	5	7.5	9	10	12.5	15	18	20	25	30	36	50	60	75	90	100	120	150	180	250
轉速 r/min 50Hz Speed	500	416	300	200	166	150	120	100	83	75	60	50	41	30	25	20	16	15	12.5	10	8.3	6
60Hz	600	500	360	240	200	180	144	120	100	90	72	60	50	36	30	24	20	18	15	12	10	7.2
最大容許轉矩 MAXtorque (Kg.cm)	2.8	3.4	4.8	7.5	8.5	9.2	11.8	14.8	15.2	15.5	17.8	21.6	23.5	34	39.2	44	49	49	49	49	49	49

25W/30W（□80mm）

K 系列
K series

單相	110V
Single-phase	220V
三相	220V
Three-phase	380V

◆ 馬達 / Motor 4RK25A/GN-A(C/Y) 4RK30A/GN-A(C)

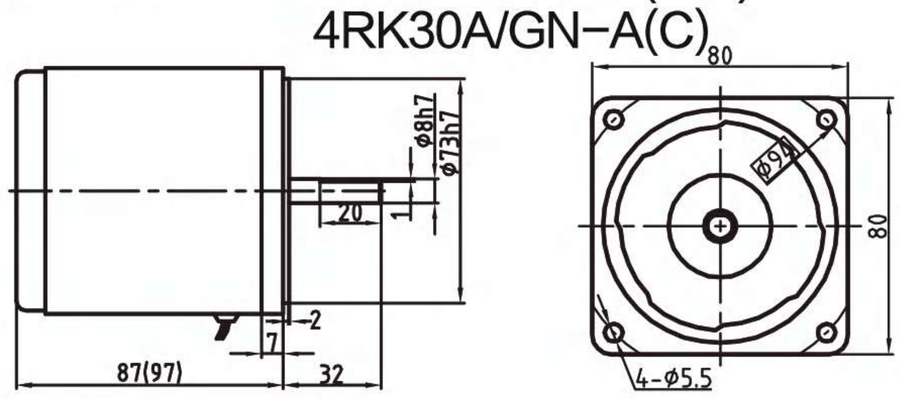

注： () 内为调速电机长度尺寸

◆ 減速機 / Reducer 4GN □ K

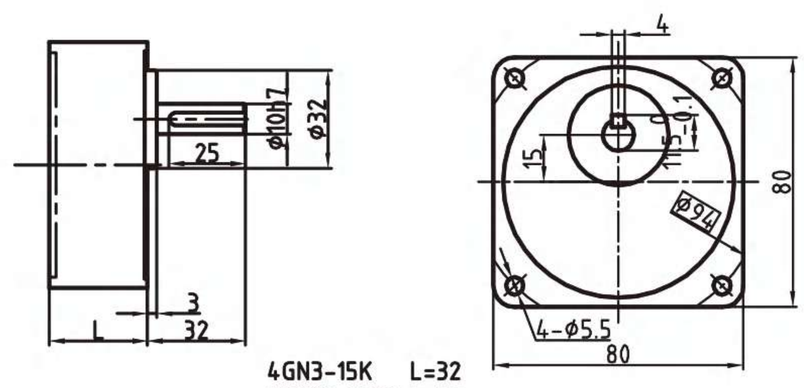

4GN3-15K L=32
4GN18-180K L=43

◆ 接綫圖 / Wiring diagram

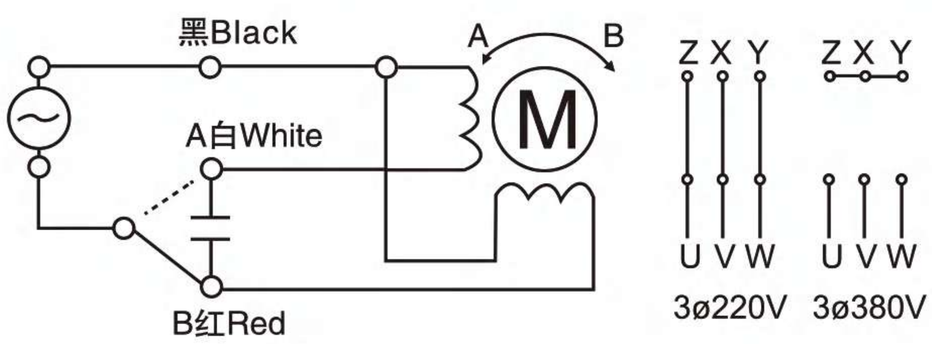

◆ 键与键槽 / Key and keyway

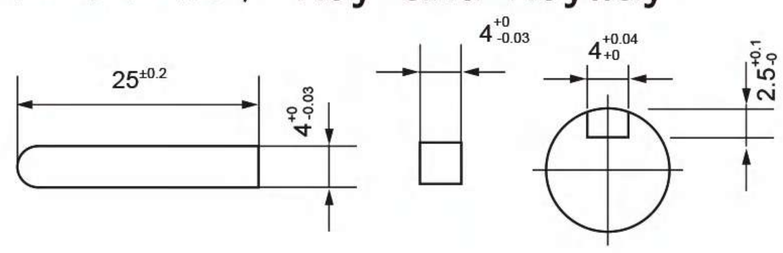

缩尺 1/4 单位：mm
Scale 1/4 Unit：mm

重 量：電動機MOTOR 1.65KG
WEIGHT：減速機REDUCER 0.74KG

電機性能參數 / Motor performance parameters

機種 Models 圓軸 Round shaft	機種 Models 齒軸 Gear shaft	出力 Output (W)	電壓 Voltage (V)	頻率 Frequency (Hz)	極數 Poles (P)	額定轉速 Speed (Rpm)	起動轉矩 Torque (Kg. cm)	額定轉矩 Torque (Kg. cm)	額定電流 Current (A)	電容器 Capacitor (μF)	額定時間 Duty
4RK25A-A	4RK25GN-A	25	1ø110	50/60	4	1250/1550	1.5	1.8	0.50	8.0/250V	30分鐘 30minutes
4RK25A-C	4RK25GN-C	25	1ø220	50/60	4	1250/1550	1.5	1.8	0.25	2.0/450V	30分鐘 30minutes
4RK25A-Y	4RK25GN-Y	25	3ø220/380	50/60	4	1250/1550	4.7	1.8	0.2/0.12	-	30分鐘 30minutes
4RK30A-A	4RK30GN-A	30	1ø110	50/60	4	1250/1550	1.8	2.0	0.62	8.0/250V	30分鐘 30minutes
4RK30A-C	4RK30GN-C	30	1ø220	50/60	4	1250/1550	1.8	2.0	0.31	2.0/450V	30分鐘 30minutes

機種 Models 圓軸 Round shaft	機種 Models 齒軸 Gear shaft	出力 Output (W)	電壓 Voltage (V)	頻率 Frequency (Hz)	極數 Poles (P)	電流 Current (A)	調速範圍 Speed range (rpm)	起動轉矩 Torque (Kg. cm)	容許轉矩 (Kg. cm) Torque 設定回轉數 Rotary number 1200rpm	90rpm	電容器 Capacitor (μF)	額定時間 Duty
4RK25RA-A	4RK25RGN-A	25	1ø110	50/60	4	0.88	90-1250 90-1550	0.5	2.0	0.5	8.0/250V	30分鐘 30minutes
4RK25RA-C	4RK25RGN-C	25	1ø220	50/60	4	0.44	90-1250 90-1550	0.5	2.0	0.5	2.0/450V	30分鐘 30minutes

減速箱減速比與轉矩 / Gearbox slowdown than torque-hing

減速比 Reduction ratio	3	3.6	5	7.5	9	10	12.5	15	18	20	25	30	36	50	60	75	90	100	120	150	180	250	300
轉速 r/min 50Hz Speed	500	416	300	200	166	150	120	100	83	75	60	50	41	30	25	20	16	15	12.5	10	8.3	6	5
60Hz	600	500	360	240	200	180	144	120	100	90	72	60	50	36	30	24	20	18	15	12	10	7.2	6
最大容許轉矩 MAXtorque (Kg. cm)	4.5	5.4	7.6	11.8	13.8	14	18.6	22.5	24.5	26.8	34.5	41.2	49.4	61.8	69.8	78.5	78.5	78.5	78.5	78.5	78.5	78.5	78.5

江蘇歐邦電機製造有限公司

40W（□90mm）

K 系列
K series

單相	110V
Single-phase	220V
三相	220V
Three-phase	380V

◆馬達 / Motor 5RK40GA/N-A(C/Y)

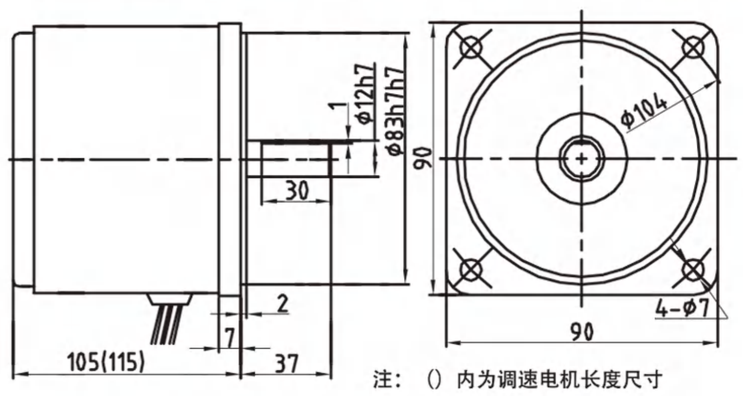

注：（）内为调速电机长度尺寸

◆減速機 / Reducer 5GN □ K

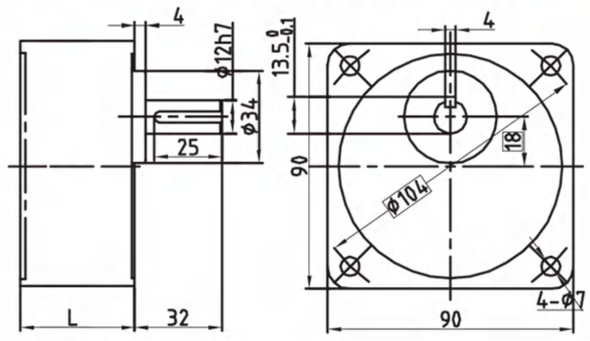

5GN3-18K L=45
5GN20-500K L=60

◆減速機 / Reducer 5GN □ KB

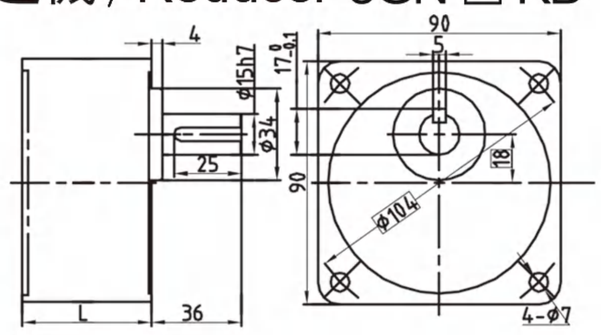

5GN3-18KB L=45
5GN20-500KB L=60

◆鍵與鍵槽 / Key and keyway

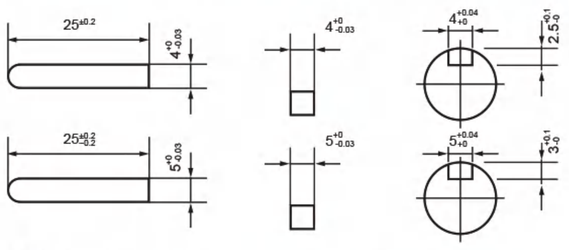

◆中間減速機 / Middle reducer 5GN10X

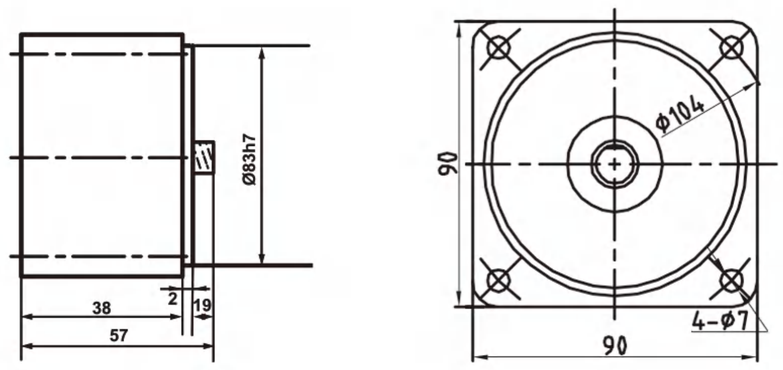

◆接綫圖 / Wiring diagram

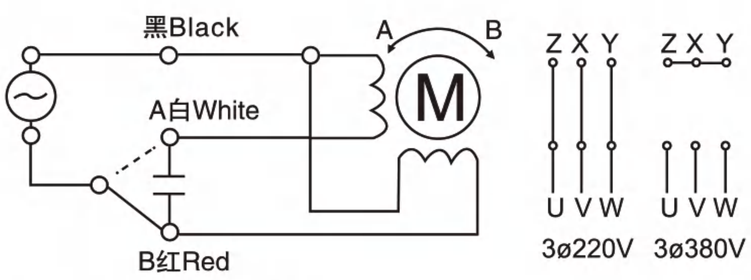

缩尺 1/4 单位：mm
Scale 1/4 Unit：mm

電機性能參數 / Motor performance parameters

重 量：電動機MOTOR 2.45KG
WEIGHT：減速機REDUCER 1.25,1.30KG

機種 Models 圓軸 Round shaft	機種 Models 齒軸 Gear shaft	出力 Output (W)	電壓 Voltage (V)	頻率 Frequency (Hz)	極數 Poles (P)	額定轉速 Speed (Rpm)	起動轉矩 Torque (Kg.cm)	額定轉矩 Torque (Kg.cm)	額定電流 Current (A)	電容器 Capacitor (μF)	額定時間 Duty
5RK40A-A	5RK40GN-A	40	1ø110	50/60	4	1300/1600	2.7	3.0	0.66	12/250V	30分鐘 30minutes
5RK40A-C	5RK40GN-C	40	1ø220	50/60	4	1300/1600	2.7	3.0	0.33	3.0/450V	30分鐘 30minutes
5RK40A-Y	5RK40GN-Y	40	3ø220/380	50/60	4	1300/1600	9.7	3.0	0.31/0.18	-	30分鐘 30minutes

機種 Models 圓軸 Round shaft	機種 Models 齒軸 Gear shaft	出力 Output (W)	電壓 Voltage (V)	頻率 Frequency (Hz)	極數 Poles (P)	電流 Current (A)	調速範圍 Speed range (rpm)	起動轉矩 Torque (Kg.cm)	容許轉矩 (Kg.cm) Torque 設定回轉數 Rotary number 1200rpm	容許轉矩 (Kg.cm) Torque 設定回轉數 Rotary number 90rpm	電容器 Capacitor (μF)	額定時間 Duty
5RK40RA-A	5RK40RGN-A	40	1ø110	50/60	4	0.66	90-1300 90-1600	2.2	3.2	0.65	12/250V	30分鐘 30minutes
5RK40RA-C	5RK40RGN-C	40	1ø220	50/60	4	0.33	90-1300 90-1600	2.2	3.2	0.65	3.0/450V	30分鐘 30minutes

減速箱減速比與轉矩 / Gearbox slowdown than torque-hing

減速比 Reduction ratio	3	3.6	5	7.5	9	10	12.5	15	18	20	25	30	36	50	60	75	90	100	120	150	180	250	300	500
轉速 r/min 50Hz	500	416	300	200	166	150	120	100	83	75	60	50	41	30	25	20	16	15	12.5	10	8.3	6	5	3
Speed 60Hz	600	500	360	240	200	180	144	120	100	90	72	60	50	36	30	24	20	18	15	12	10	7.2	6	3.6
最大容許轉矩 MAXtorque (Kg.cm)	7.4	8.6	11.8	17.8	21.6	22.8	29.4	35.5	41.7	46.2	54	64.8	77.8	98.5	98.5	98.5	98.5	98.5	98.5	98.5	98.5	98.5	98.5	98.5

60W（□90mm）

K 系列
K series

單相	110V
Single-phase	220V
三相	220V
Three-phase	380V

◆ 馬達 / Motor 5RK60A/GN-A(C/Y) F

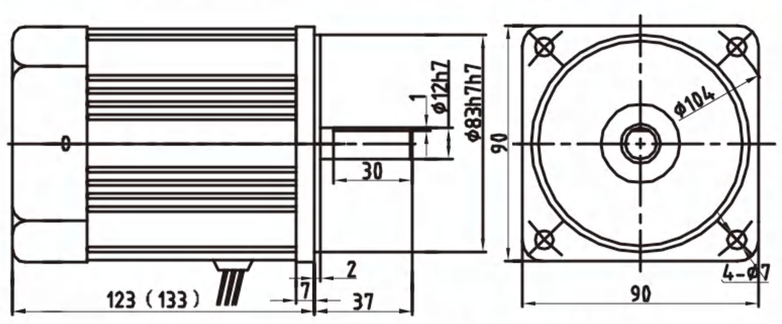

注：（）内为调速电机长度尺寸

◆ 減速機 / Reducer 5GN □ K

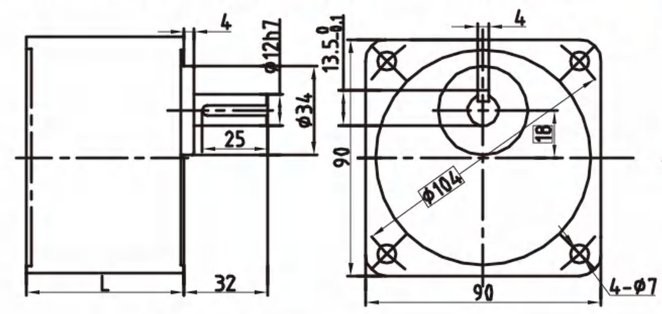

5GN3-18K L=45
5GN20-500K L=60

◆ 減速機 / Reducer 5GN □ KB

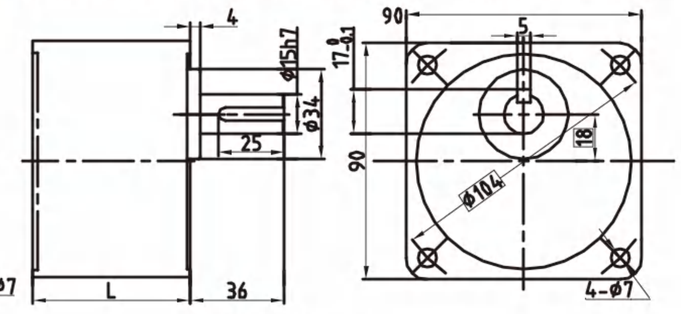

5GN3-18KB L=45
5GN20-500KB L=60

◆ 減速機 / Reducer 5GU □ K

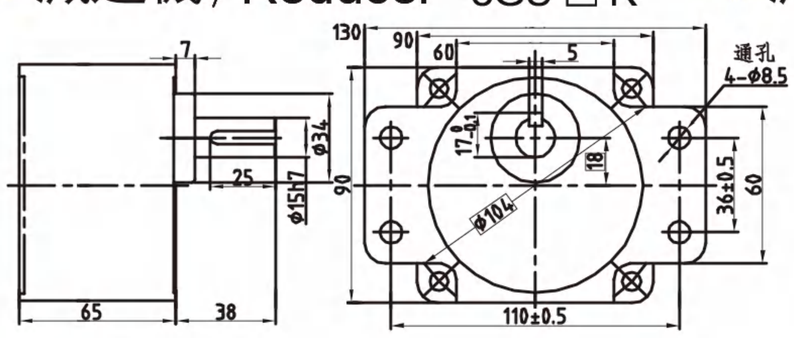

◆ 減速機 / Reducer 5GU □ KB

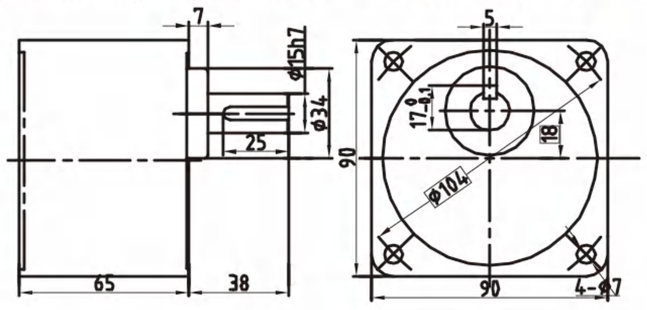

◆ 中間減速機 / Middle reducer

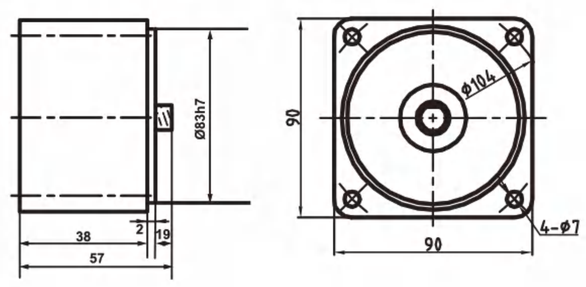

◆ 接綫圖 / Wiring diagram

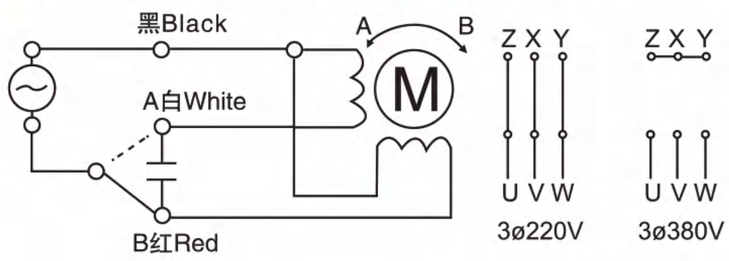

◆ 鍵與鍵槽/Key and keyway

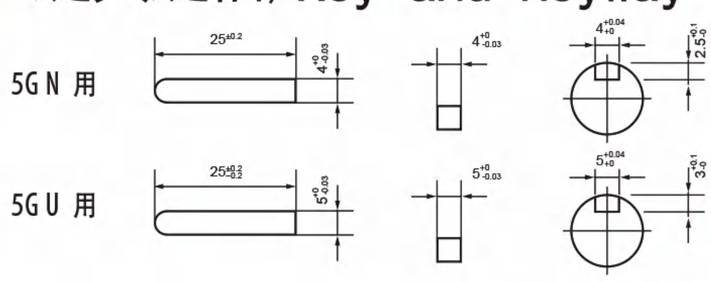

缩尺 1/4 单位：mm
Scale 1/4 Unit：mm

重 量：電動機MOTOR 2.9KG
WEIGHT：減速機REDUCER 1.25、1.30、1.40、1.40KG

電機性能參數 / Motor performance parameters

機種 Models 圓軸 Round shaft	機種 Models 齒軸 Gear shaft	出力 Output (W)	電壓 Voltage (V)	頻率 Frequency (Hz)	極數 Poles (P)	額定轉速 Speed (Rpm)	起動轉矩 Torque (Kg. cm)	額定轉矩 Torque (Kg. cm)	額定電流 Current (A)	電容器 Capacitor (μF)	額定時間 Duty
5RK60A-AF	5RK60GN-AF	60	1ø110	50/60	4	1300/1600	3.97	4.5	1.24	16/250V	30分鐘 30minutes
5RK60A-CF	5RK60GN-CF	60	1ø220	50/60	4	1300/1600	3.97	4.5	0.62	4/450V	30分鐘 30minutes
5RK60A-YF	5RK60GN-YF	60	3ø220/380	50/60	4	1300/1600	9.7	4.5	0.40/0.23	-	30分鐘 30minutes

機種 Models 圓軸 Round shaft	機種 Models 齒軸 Gear shaft	出力 Output (W)	電壓 Voltage (V)	頻率 Frequency (Hz)	極數 Poles (P)	電流 Current (A)	調速範圍 Speed range (rpm)	起動轉矩 Torque (Kg. cm)	容許轉矩 (Kg. cm) Torque 設定回轉數 Rotary number 1200rpm	90rpm	電容器 Capacitor (μF)	額定時間 Duty
5RK60RA-AF	5RK60RGN-AF	60	1ø110	50/60	4	1.12	90-1300 90-1600	3.5	5.5	1.4	16/250V	30分鐘 30minutes
5RK60RA-CF	5RK60RGN-CF	60	1ø220	50/60	4	0.52	90-1300 90-1600	3.5	5.5	1.4	4.0/450V	30分鐘 30minutes

減速箱減速比與轉矩 / Gearbox slowdown than torque-hing

減速比 Reduction ratio	3	3.6	5	7.5	9	10	12.5	15	18	20	25	30	36	50	60	75	90	100	120	150	180	250	300	500
轉速 r/min 50Hz	500	416	300	200	166	150	120	100	83	75	60	50	41	30	25	20	16	15	12.5	10	8.3	6	5	3
Speed 60Hz	600	500	360	240	200	180	144	120	100	90	72	60	50	36	30	24	20	18	15	12	10	7.2	6	3.6
最大容許轉矩 MAXtorque (Kg. cm)	11	13.2	17.8	26.5	31.8	33.8	48	55.4	65	72.5	87.3	105	105	147	147	147	147	147	147	147	147	147	147	147

江蘇歐邦電機製造有限公司

90W（□90mm）

K 系列
K series

單相	110V
Single-phase	220V
三相	220V
Three-phase	380V

◆ 馬達 / Motor 5RK90A/GU-A(C/Y) F

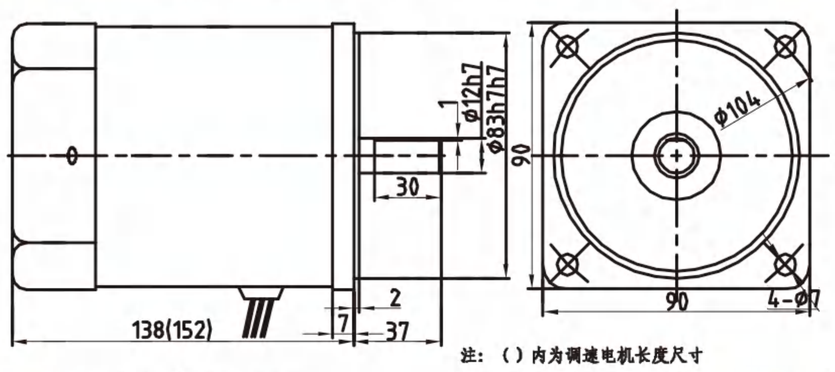

◆ 減速機 / Reducer 5GN □ K

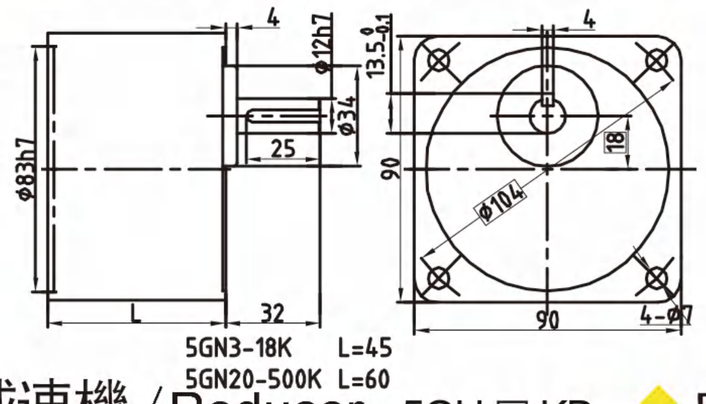

5GN3-18K L=45
5GN20-500K L=60

◆ 減速機 / Reducer 5GN □ KB

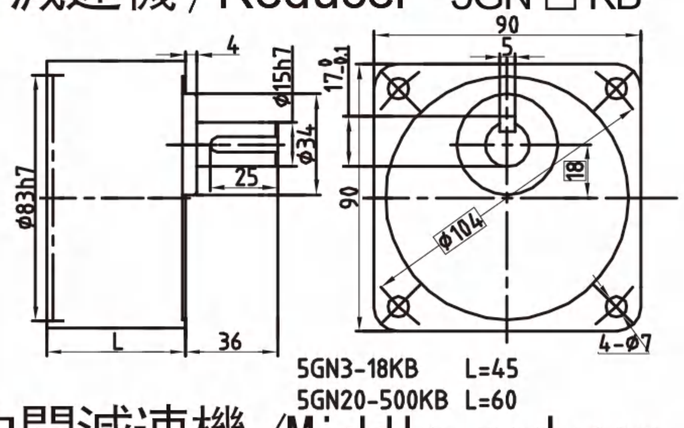

5GN3-18KB L=45
5GN20-500KB L=60

◆ 減速機 / Reducer 5GU □ K

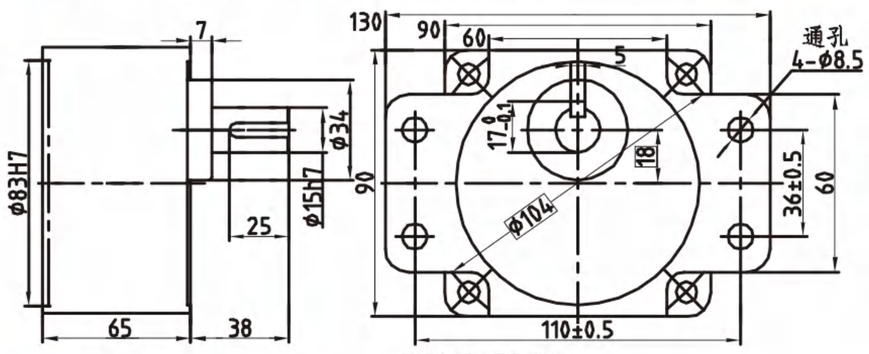

5GU3-500K

◆ 減速機 / Reducer 5GU □ KB

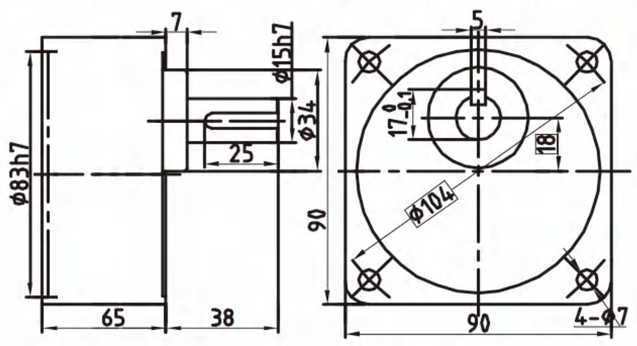

5GU3-500KB

◆ 中間減速機 / Middle reducer

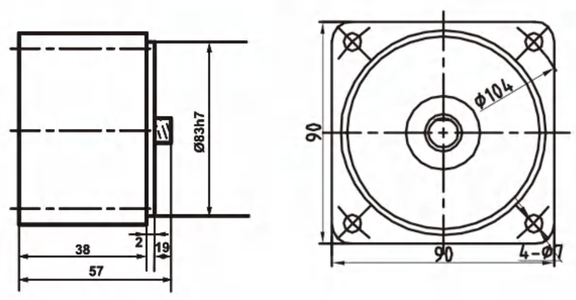

◆ 接綫圖 / Wiring diagram

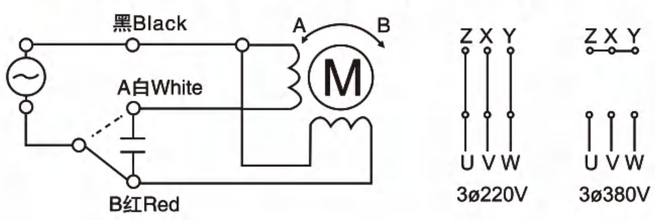

◆ 鍵與鍵槽/Key and keyway

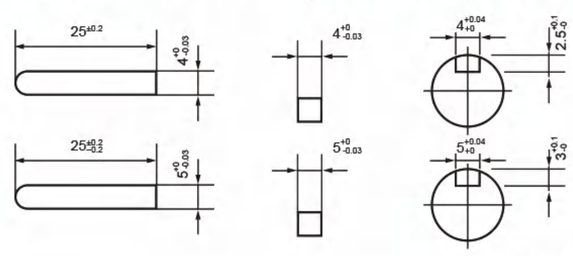

缩尺 1/4 単位：mm
Scale 1/4 Unit：mm

重 量：電動機MOTOR 3.50KG
WEIGHT：減速機REDUCER 1.25、1.30、1.40、1.40KG

電機性能參數 / Motor performance parameters

機種 Models 圓軸 Round shaft	機種 Models 齒軸 Gear shaft	出力 Output (W)	電壓 Voltage (V)	頻率 Frequency (Hz)	極數 Poles (P)	額定轉速 Speed (Rpm)	起動轉矩 Torque (Kg.cm)	額定轉矩 Torque (Kg.cm)	額定電流 Current (A)	電容器 Capacitor (μF)	額定時間 Duty
5RK90A-AF	5RK90GN-AF	90	1ø110	50/60	4	1300/1600	5.8	6.7	1.28	25/250V	30分鐘 30minutes
5RK90A-CF	5RK90GN-CF	90	1ø220	50/60	4	1300/1600	5.8	6.7	0.64	6/450V	30分鐘 30minutes
5RK90A-YF	5RK90GN-YF	90	3ø220/380	50/60	4	1300/1600	24	6.7	0.50/0.29	-	30分鐘 30minutes

機種 Models 圓軸 Round shaft	機種 Models 齒軸 Gear shaft	出力 Output (W)	電壓 Voltage (V)	頻率 Frequency (Hz)	極數 Poles (P)	電流 Current (A)	調速範圍 Speed range (rpm)	起動轉矩 Torque (Kg.cm)	容許轉矩 (Kg.cm) Torque 設定回轉數 Rotary number 1200rpm	容許轉矩 (Kg.cm) Torque 設定回轉數 Rotary number 90rpm	電容器 Capacitor (μF)	額定時間 Duty
5RK90RA-AF	5RK90RGN-AF	90	1ø110	50/60	4	1.36	90-1300 90-1600	4.8	7.1	2.3	25/250V	30分鐘 30minutes
5RK90RA-CF	5RK90RGN-CF	90	1ø220	50/60	4	0.68	90-1300 90-1600	4.8	7.1	2.3	6.0/450V	30分鐘 30minutes

減速箱減速比與轉矩 / Gearbox slowdown than torque-hing

減速比 Reduction ratio	3	3.6	5	7.5	9	10	12.5	15	18	20	25	30	36	50	60	75	90	100	120	150	180	250	300	500
轉速 r/min 50Hz	500	416	300	200	166	150	120	100	83	75	60	50	41	30	25	20	16	15	12.5	10	8.3	6	5	3
Speed 60Hz	600	500	360	240	200	180	144	120	100	90	72	60	50	36	30	24	20	18	15	12	10	7.2	6	3.6
最大容許轉矩 MAXtorque (Kg.cm)	16.4	19.7	27.3	41	49	55	68	74	88.7	110	123	148	177	200	200	200	200	200	200	200	200	200	200	200

6W（□60mm）

K 系列
K series

單相 Single-phase 110V 220V
三相 Three-phase 220V 380V

◆ 馬達 / Motor 2IK6A-A(C)M 2IK6GN-A(C)M

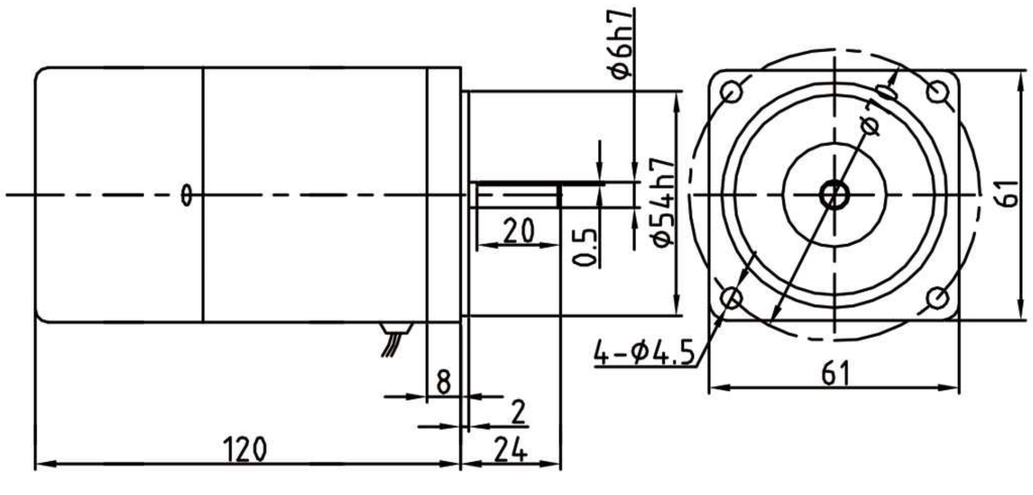

◆ 減速機 / Reducer 2GN□K

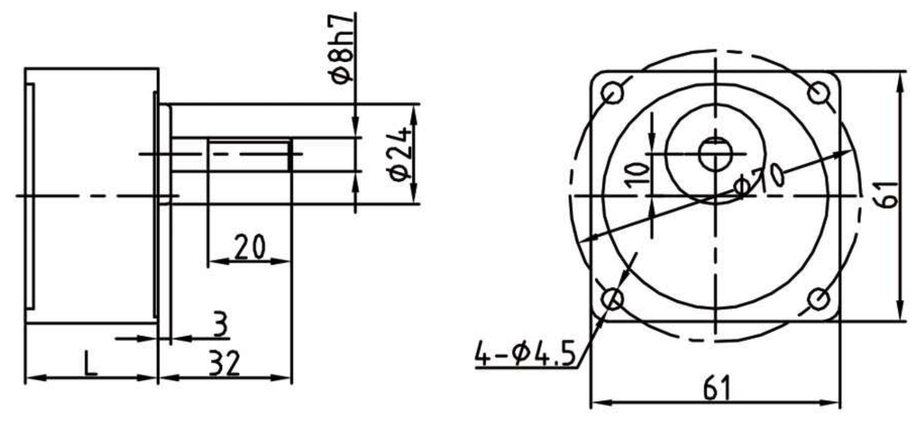

2GN3-15K L=32
2GN18-250K L=42

◆ 接綫圖 / Wiring diagram

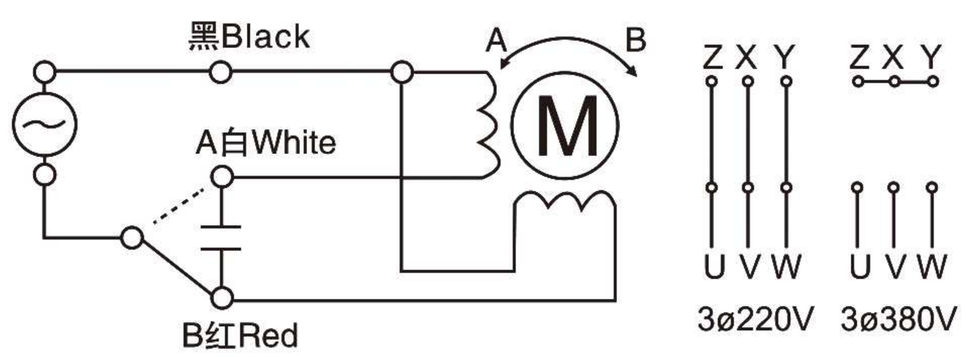

缩尺 1/4 单位：mm
Scale 1/4 Unit：mm

重 量: 電動機MOTOR 1.2KG
WEIGHT: 減速機REDUCER 0.40KG

電機性能參數 / Motor performance parameters

機種 Models 圓軸 Round shaft	機種 Models 齒軸 Gear shaft	出力 Output (W)	電壓 Voltage (V)	頻率 Frequency (Hz)	極數 Poles (P)	額定轉速 Speed (Rpm)	起動轉矩 Torque (Kg.cm)	額定轉矩 Torque (Kg.cm)	額定電流 Current (A)	電容器 Capacitor (μF)	額定時間 Duty
2IK6A-AM	2IK6GN-AM	6	1ø110	50/60	4	1250/1550	0.5	0.45	0.24	3.0/250V	30分鐘 30minutes
2IK6A-CM	2IK6GN-CM	6	1ø220	50/60	4	1250/1550	0.5	0.45	0.12	0.8/450V	30分鐘 30minutes
2IK6RA-AM	2IK6RGN-AM	6	1ø110	50/60	4	90-1250 90-1550	0.5	0.45	0.24	3.0/250V	30分鐘 30minutes
2IK6RA-CM	2IK6RGN-CM	6	1ø220	50/60	4	90-1250 90-1550	0.5	0.45	0.12	0.8/450V	30分鐘 30minutes

減速箱減速比與轉矩 / Gearbox slowdown than torque-hing

減速比 Reduction ratio	3	3.6	5	7.5	9	10	12.5	15	18	20	25	30	36	50	60	75	90	100	120	150	180	250
轉速 r/min 50Hz	500	416	300	200	166	150	120	100	83	75	60	50	41	30	25	20	16	15	12.5	10	8.3	6
Speed 60Hz	600	500	360	240	200	180	144	120	100	90	72	60	50	36	30	24	20	18	15	12	10	7.2
最大容許轉矩 MAXtorque (Kg.cm)	1.2	1.4	2	2.8	3.6	3.8	4.5	5.4	7	7.4	8	9.8	11.8	14.8	19.5	24.5	24.5	24.5	24.5	24.5	24.5	24.5

江蘇歐邦電機製造有限公司

15W（□70mm）

K 系列
K series

單相	110V
Single-phase	220V
三相	220V
Three-phase	380V

◆ 馬達 / Motor 3IK15A-A(C)M 3IK15GN-A(C)M

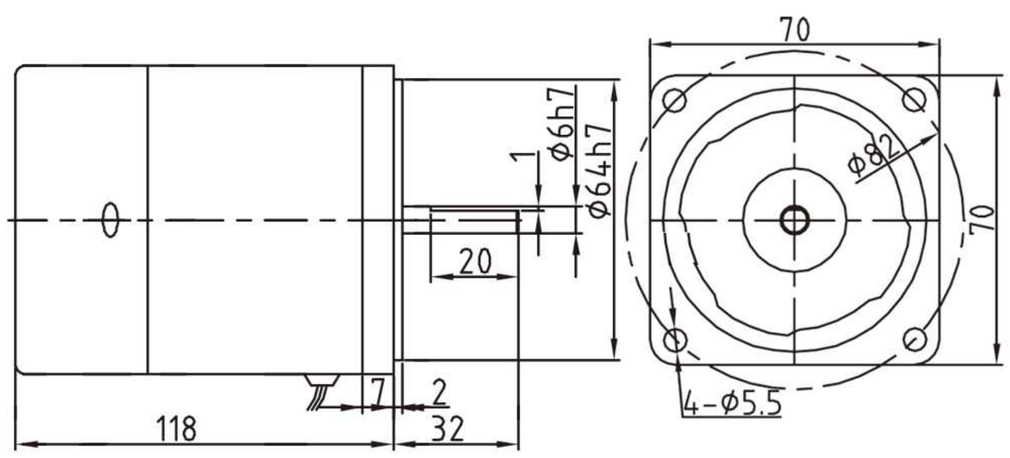

◆ 減速機 / Reducer 3GN□K

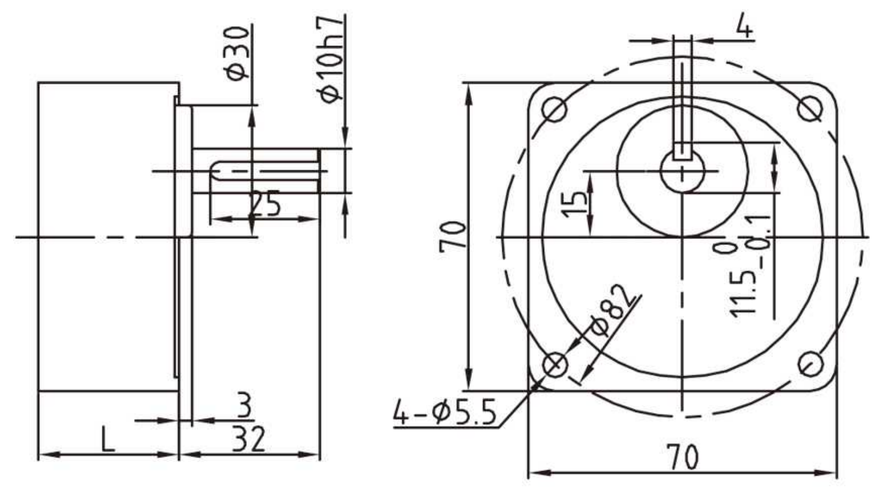

◆ 接綫圖 / Wiring diagram

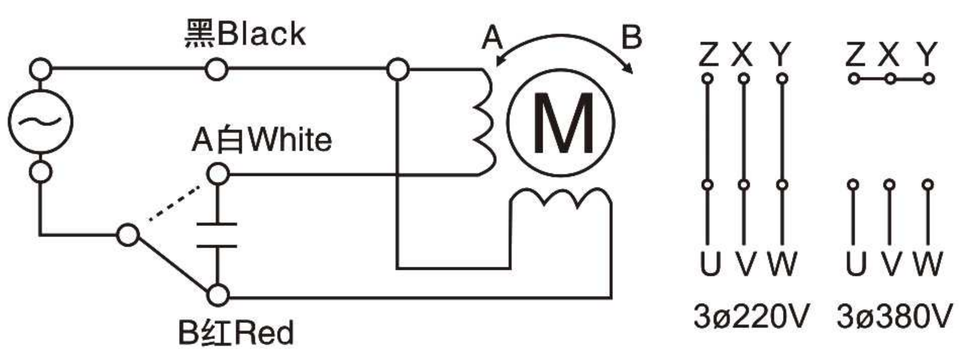

◆ 键与键槽 / Key and keyway

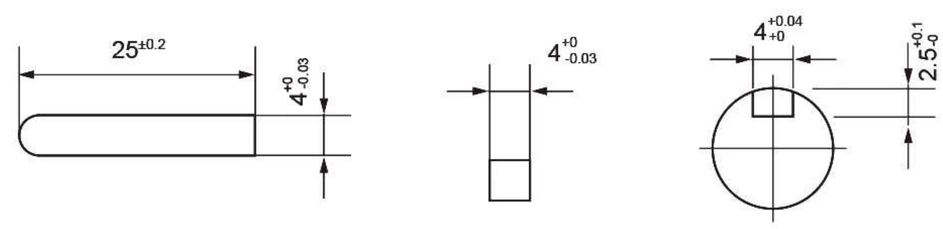

缩尺 1/4　单位：mm
Scale 1/4　Unit：mm

重　量：電動機MOTOR　1.40KG
WEIGHT：減速機REDUCER 0.52KG

電機性能參數 / Motor performance parameters

機種 Models 圓軸 Round shaft	機種 Models 齒軸 Gear shaft	出力 Output (W)	電壓 Voltage (V)	頻率 Frequency (Hz)	極數 Poles (P)	額定轉速 Speed (Rpm)	起動轉矩 Torque (Kg.cm)	額定轉矩 Torque (Kg.cm)	額定電流 Current (A)	電容器 Capacitor (μF)	額定時間 Duty
3IK15A-AM	3IK15GN-AM	15	1ø110	50/60	4	1250/1550	0.95	1.18	0.32	5.0/250V	30分鐘 30minutes
3IK15A-CM	3IK15GN-CM	15	1ø220	50/60	4	1250/1550	0.95	1.18	0.16	1.2/450V	30分鐘 30minutes
3IK15RA-AM	3IK15RGN-AM	15	1ø110	50/60	4	90-1250 90-1550	0.95	1.18	0.32	5.0/250V	30分鐘 30minutes
3IK15RA-CM	3IK15RGN-CM	15	1ø220	50/60	4	90-1250 90-1550	0.95	1.18	0.16	1.5/450V	30分鐘 30minutes

減速箱減速比與轉矩 / Gearbox slowdown than torque-hing

減速比 Reduction ratio	3	3.6	5	7.5	9	10	12.5	15	18	20	25	30	36	50	60	75	90	100	120	150	180	250
轉速 r/min 50Hz	500	416	300	200	166	150	120	100	83	75	60	50	41	30	25	20	16	15	12.5	10	8.3	6
Speed 60Hz	600	500	360	240	200	180	144	120	100	90	72	60	50	36	30	24	20	18	15	12	10	7.2
最大容許轉矩 MAXtorque (Kg.cm)	2.8	3.4	4.8	7.5	8.5	9.2	11.8	14.8	15.2	15.5	17.8	21.6	23.5	34	39.2	44	49	49	49	49	49	49

25W（□80mm）

K 系列
K series

單相	Single-phase	110V
		220V
三相	Three-phase	220V
		380V

◆ 馬達 / Motor 4IK25A-A(C/Y)M 4IK25GN-A(C/Y)M

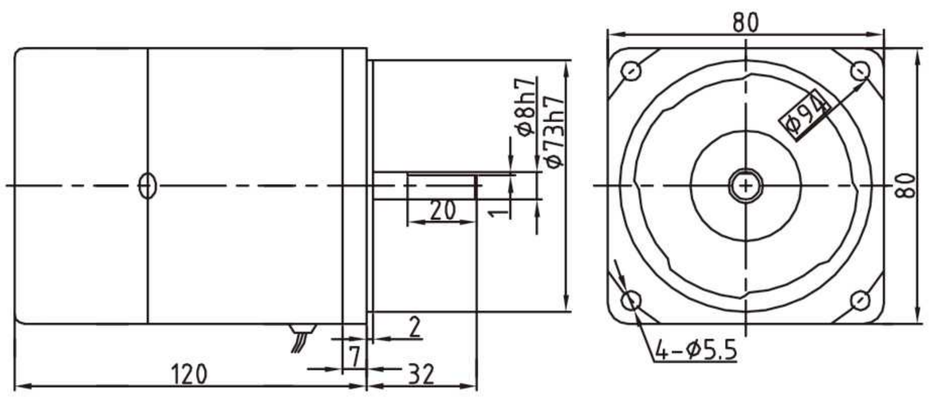

◆ 減速機 / Reducer 4GN □ K

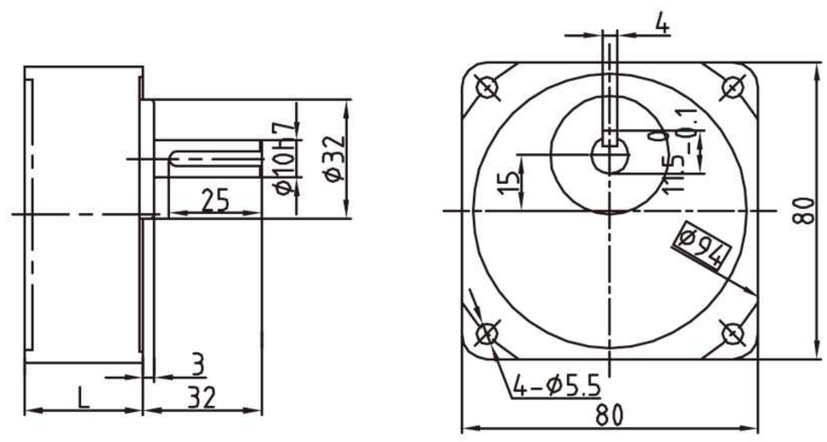

4GN3-15K L=32
4GN18-180K L=43

◆ 接綫圖 / Wiring diagram

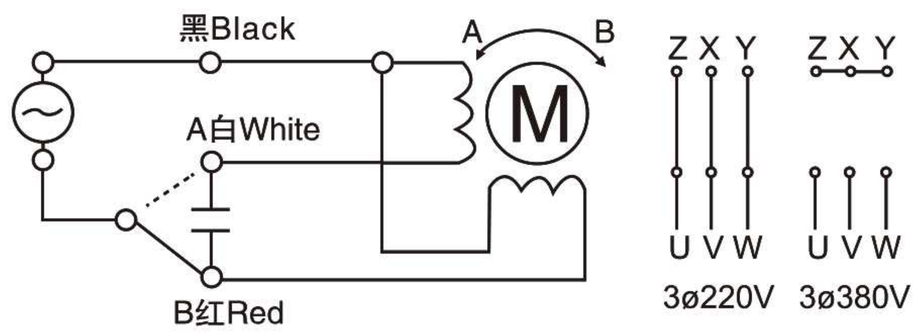

◆ 键与键槽 / Key and keyway

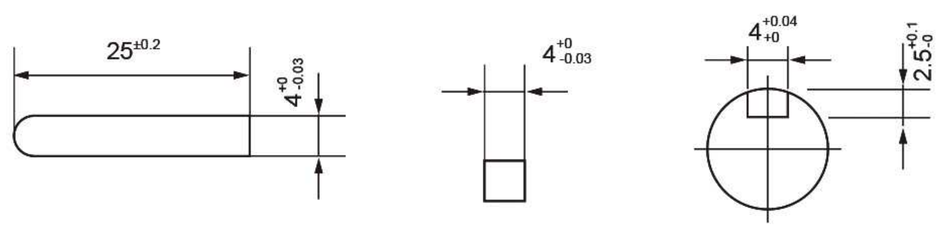

缩尺 1/4 单位：mm
Scale 1/4 Unit：mm

重 量：電動機MOTOR 2.0KG
WEIGHT：減速機REDUCER 0.74KG

電機性能參數 / Motor performance parameters

機種 Models 圓軸 Round shaft	機種 Models 齒軸 Gear shaft	出力 Output (W)	電壓 Voltage (V)	頻率 Frequency (Hz)	極數 Poles (P)	額定轉速 Speed (Rpm)	起動轉矩 Torque (Kg.cm)	額定轉矩 Torque (Kg.cm)	額定電流 Current (A)	電容器 Capacitor (μF)	額定時間 Duty
4IK25A-AM	4IK25GN-AM	25	1ø110	50/60	4	1250/1550	1.5	2.05	0.52	6.0/250V	30分鐘 30minutes
4IK25A-CM	4IK25GN-CM	25	1ø220	50/60	4	1250/1550	1.5	2.05	0.26	1.8/450V	30分鐘 30minutes
4IK25A-YM	4IK25GN-YM	25	3ø220/380	50/60	4	1250/1550	4.7	1.8	0.2/0.12	-	30分鐘 30minutes
4IK25RA-AM	4IK25RGN-AM	25	1ø110	50/60	4	90-1250 90-1550	1.5	2.05	0.52	6.0/250V	30分鐘 30minutes
4IK25RA-CM	4IK25RGN-CM	25	1ø220	50/60	4	90-1250 90-1550	1.5	2.05	0.26	1.8/450V	30分鐘 30minutes

減速箱減速比與轉矩 / Gearbox slowdown than torque-hing

減速比 Reduction ratio	3	3.6	5	7.5	9	10	12.5	15	18	20	25	30	36	50	60	75	90	100	120	150	180	250	300
轉速 r/min 50Hz	500	416	300	200	166	150	120	100	83	75	60	50	41	30	25	20	16	15	12.5	10	8.3	6	5
Speed 60Hz	600	500	360	240	200	180	144	120	100	90	72	60	50	36	30	24	20	18	15	12	10	7.2	6
最大容許轉矩 MAXtorque (Kg.cm)	4.5	5.4	7.6	11.8	13.8	14	18.6	22.5	24.5	26.8	34.5	41.2	49.4	61.8	69.8	78.5	78.5	78.5	78.5	78.5	78.5	78.5	78.5

江蘇歐邦電機製造有限公司

40W（□90mm）

K 系列
K series

單相	110V
Single-phase	220V
三相	220V
Three-phase	380V

◆ 馬達 / Motor 5IK40A-A(C/Y)M
5IK40GN-A(C/Y)M

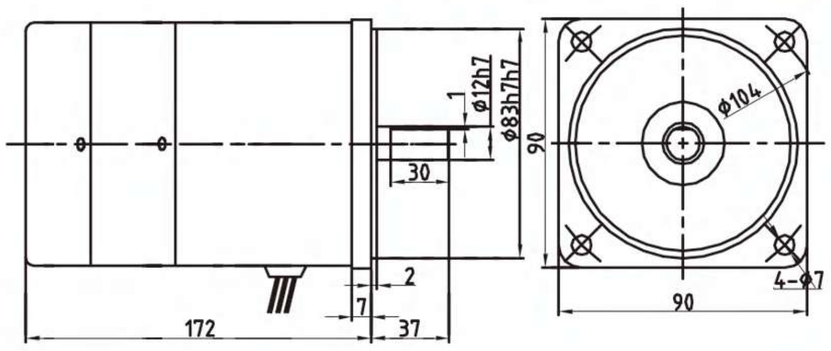

◆ 減速機 / Reducer 5GN □ K

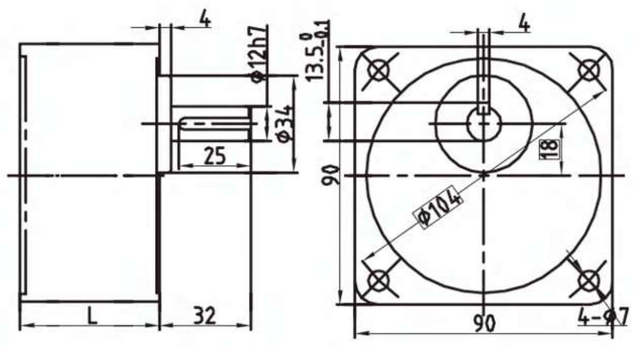

5GN3-18K L=45
5GN20-500K L=60

◆ 減速機 / Reducer 5GN □ KB

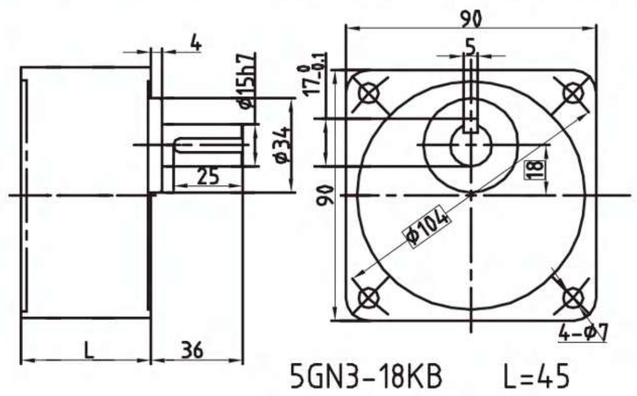

5GN3-18KB L=45
5GN20-500KB L=60

◆ 鍵與鍵槽 / Key and keyway

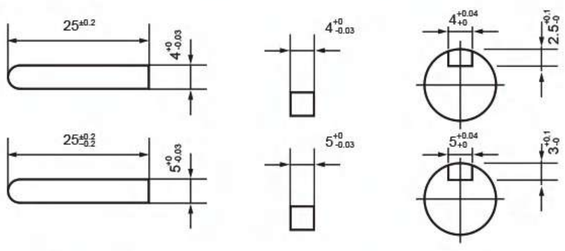

◆ 中間減速機 / Middle reducer 5GN10X

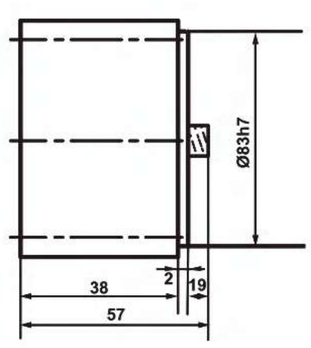

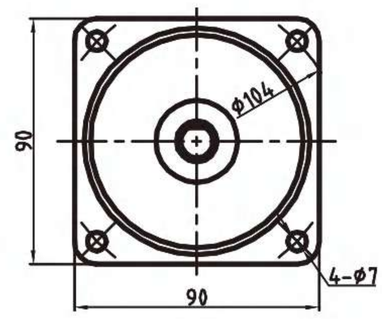

◆ 接綫圖 / Wiring diagram

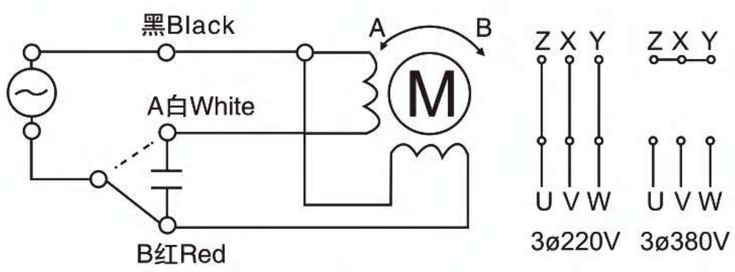

缩尺 1/4 单位：mm
Scale 1/4 Unit：mm

重 量：電動機MOTOR 2.8KG
WEIGHT：減速機REDUCER 1.25KG

電機性能參數 / Motor performance parameters

機種 Models		出力 Output (W)	電壓 Voltage (V)	頻率 Frequency (Hz)	極數 Poles (P)	額定轉速 Speed (Rpm)	起動轉矩 Torque (Kg.cm)	額定轉矩 Torque (Kg.cm)	額定電流 Current (A)	電容器 Capacitor (μF)	額定時間 Duty
圓軸 Round shaft	齒軸 Gear shaft										
5IK40A-AM	5IK40GN-AM	40	1ø110	50/60	4	1300/1600	2.7	3.0	0.66	12/250V	30分鐘 30minutes
5IK40A-CM	5IK40GN-CM	40	1ø220	50/60	4	1300/1600	2.7	3.0	0.33	2.5/450V	30分鐘 30minutes
5IK40A-YM	5IK40GN-YM	40	3ø220/380	50/60	4	1300/1600	9.7	3.0	0.31/0.18	-	30分鐘 30minutes
5IK40RA-YM	5IK40RGN-YM	40	1ø110	50/60	4	90-1300 90-1600	2.7	3.0	0.66	12/250V	30分鐘 30minutes
5IK40RA-YM	5IK40RGN-YM	40	1ø220	50/60	4	90-1300 90-1600	2.7	3.0	0.33	3.0/450V	30分鐘 30minutes

減速箱減速比與轉矩 / Gearbox slowdown than torque-hing

減速比 Reduction ratio	3	3.6	5	7.5	9	10	12.5	15	18	20	25	30	36	50	60	75	90	100	120	150	180	250	300	500
轉速 r/min 50Hz	500	416	300	200	166	150	120	100	83	75	60	50	41	30	25	20	16	15	12.5	10	8.3	6	5	3
Speed 60Hz	600	500	360	240	200	180	144	120	100	90	72	60	50	36	30	24	20	18	15	12	10	7.2	6	3.6
最大容許轉矩 MAXtorque (Kg.cm)	7.4	8.6	11.8	17.8	21.6	22.8	29.4	35.5	41.7	46.2	54	64.8	77.8	98.5	98.5	98.5	98.5	98.5	98.5	98.5	98.5	98.5	98.5	98.5

60W（□90mm）

K 系列
K series

單相	110V
Single-phase	220V
三相	220V
Three-phase	380V

◆ 馬達 / Motor 5IK60A/GN-A(C/Y) M

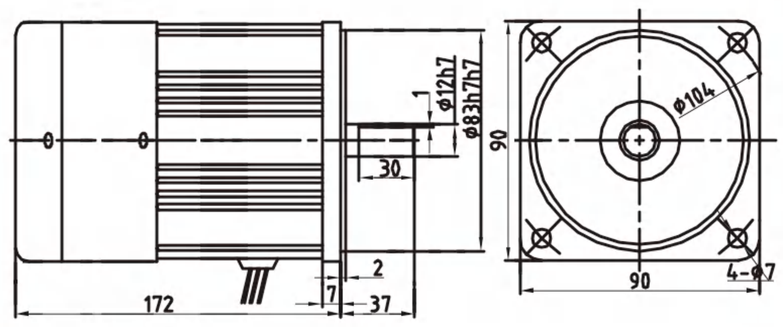

◆ 減速機 / Reducer 5GN □ K

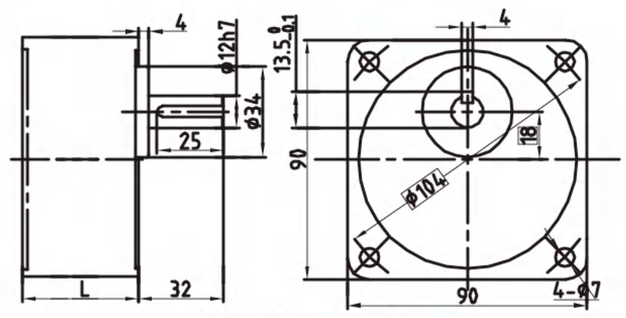

5GN3-18K L=45
5GN20-500K L=60

◆ 減速機 / Reducer 5GN □ KB

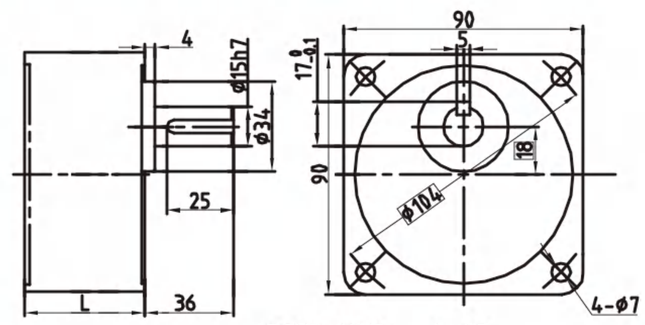

5GN3-18KB L=45
5GN20-500KB L=60

◆ 減速機 / Reducer 5GU □ K

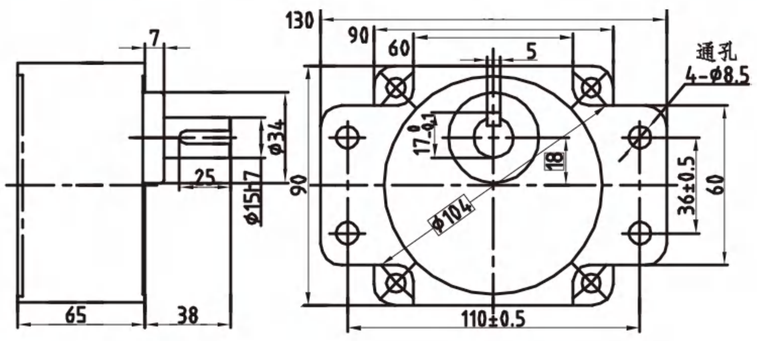

◆ 減速機 / Reducer 5GU □ KB

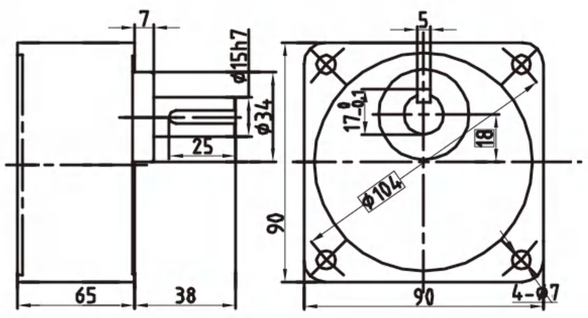

◆ 中間減速機 /Middle reducer

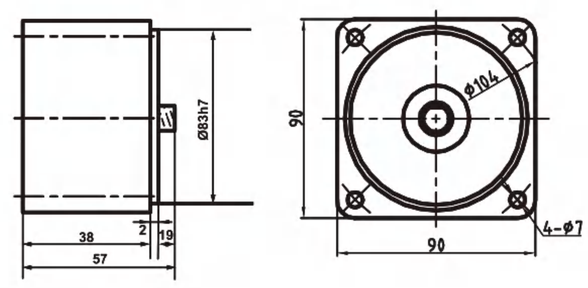

◆ 接綫圖 / Wiring diagram

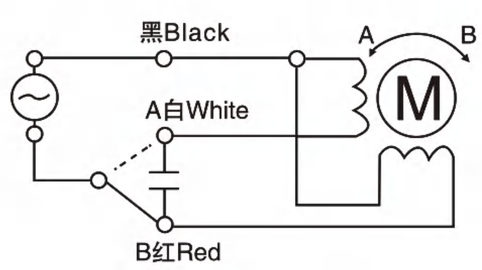

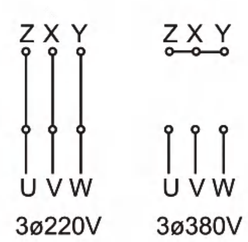

◆ 鍵與鍵槽/Key and keyway

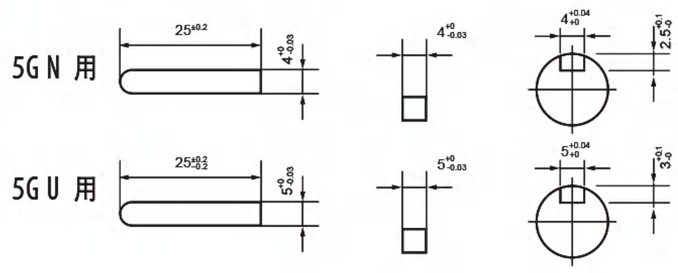

缩尺 1/4 单位：mm
Scale 1/4 Unit：mm

電機性能參數 / Motor performance parameters

重 量：電動機MOTOR 3.3KG
WEIGHT：減速機REDUCER 1.25、1.30、1.40、1.40KG

機種 Models 圓軸 Round shaft	機種 Models 齒軸 Gear shaft	出力 Output (W)	電壓 Voltage (V)	頻率 Frequency (Hz)	極數 Poles (P)	額定轉速 Speed (Rpm)	起動轉矩 Torque (Kg.cm)	額定轉矩 Torque (Kg.cm)	額定電流 Current (A)	電容器 Capacitor (μF)	額定時間 Duty
5IK60A-AM	5IK60GN/GU-AM	60	1ø110	50/60	4	1300/1600	3.97	4.5	1.04	15/250V	30分鐘 30minutes
5IK60A-CM	5IK60GN/GU-CM	60	1ø220	50/60	4	1300/1600	3.97	4.5	0.52	4/450V	30分鐘 30minutes
5IK60A-YM	5IK60GN/GU-YM	60	3ø220/380	50/60	4	1300/1600	9.7	4.5	0.40/0.23	-	30分鐘 30minutes
5IK60RA-AM	5IK60RGN/GU-AM	60	1ø110	50/60	4	90-1300 90-1600	3.97	4.5	1.04	15/250V	30分鐘 30minutes
5IK60RA-CM	5IK60RGN/GU-CM	60	1ø220	50/60	4	90-1300 90-1600	3.97	4.5	0.52	4/450V	30分鐘 30minutes

減速箱減速比與轉矩 / Gearbox slowdown than torque-hing

減速比 Reduction ratio	3	3.6	5	7.5	9	10	12.5	15	18	20	25	30	36	50	60	75	90	100	120	150	180	250	300	500
轉速 r/min 50Hz	500	416	300	200	166	150	120	100	83	75	60	50	41	30	25	20	16	15	12.5	10	8.3	6	5	3
Speed 60Hz	600	500	360	240	200	180	144	120	100	90	72	60	50	36	30	24	20	18	15	12	10	7.2	6	3.6
最大容許轉矩 MAXtorque (Kg.cm)	11	13.2	17.8	26.5	31.8	33.8	48	55.4	65	72.5	87.3	105	105	147	147	147	147	147	147	147	147	147	147	147

江蘇歐邦電機製造有限公司

90W（□90mm）

K 系列
K series

單相	110V
Single-phase	220V
三相	220V
Three-phase	380V

◆ 馬達 / Motor 5IK90A/GU-A(C/Y) F

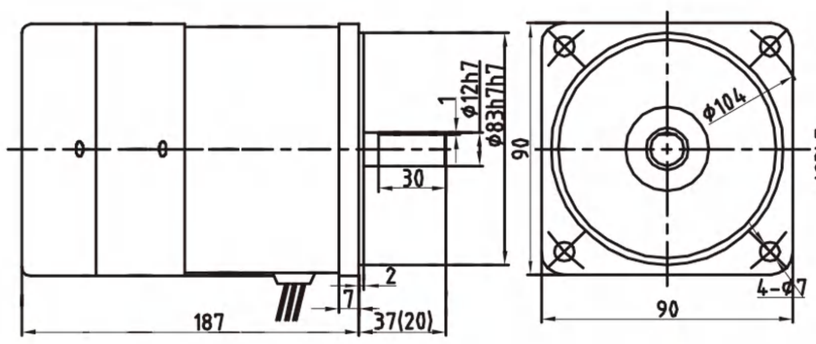

◆ 減速機 / Reducer 5GN □ K

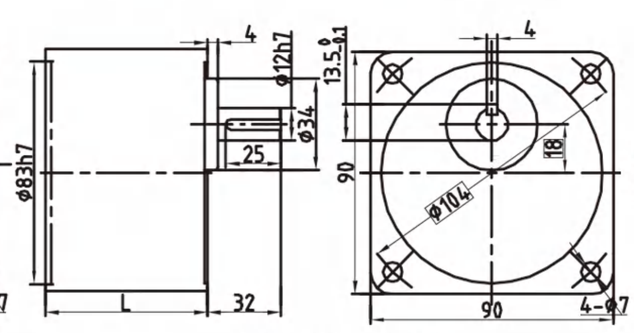

5GN3-18K L=45
5GN20-500K L=60

◆ 減速機 / Reducer 5GN □ KB

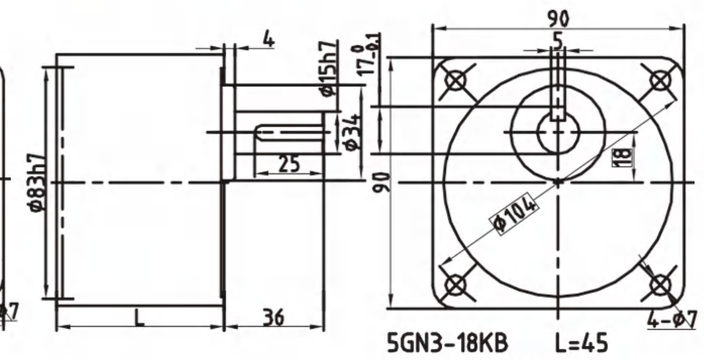

5GN3-18KB L=45
5GN20-500KB L=60

◆ 減速機 / Reducer 5GU □ K

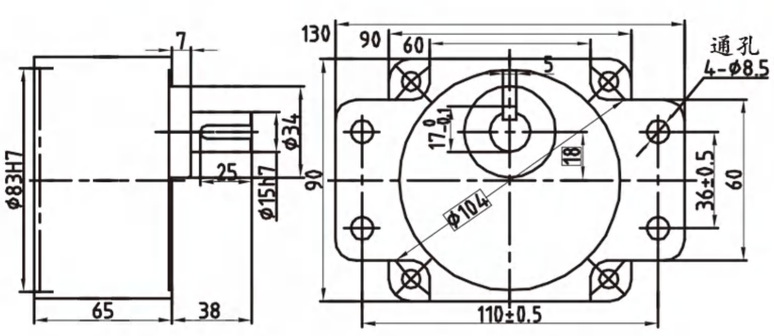

◆ 減速機 / Reducer 5GU □ KB

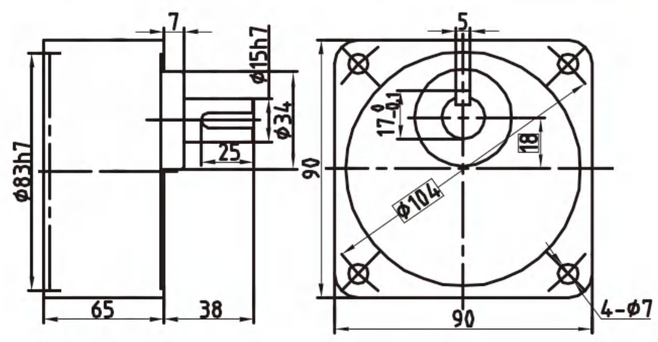

◆ 中間減速機 /Middle reducer

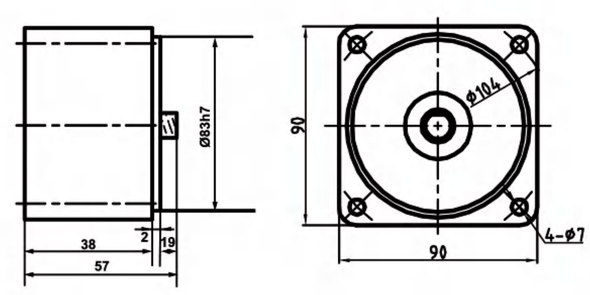

◆ 接綫圖 / Wiring diagram

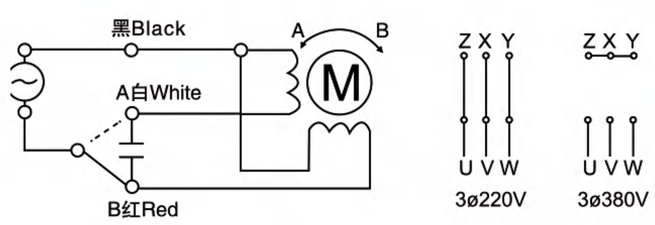

◆ 鍵與鍵槽/Key and keyway

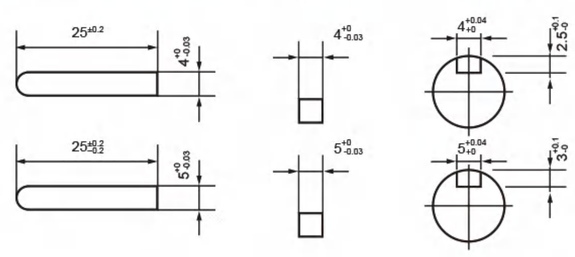

缩尺 1/4 单位：mm
Scale 1/4 Unit：mm

重 量：電動機MOTOR 3.9KG
WEIGHT：減速機REDUCER 1.25、1.30、1.40、1.40KG

電機性能參數 / Motor performance parameters

機種 Models 圓軸 Round shaft	機種 Models 齒軸 Gear shaft	出力 Output (W)	電壓 Voltage (V)	頻率 Frequency (Hz)	極數 Poles (P)	額定轉速 Speed (Rpm)	起動轉矩 Torque (Kg. cm)	額定轉矩 Torque (Kg. cm)	額定電流 Current (A)	電容器 Capacitor (μF)	額定時間 Duty
5IK90A-AM	5IK90GN/GU-AM	90	1ø110	50/60	4	1300/1600	5.8	6.7	1.28	20/250V	30分鐘 30minutes
5IK90A-CM	5IK90GN/GU-CM	90	1ø220	50/60	4	1300/1600	5.8	6.7	0.64	5/450V	30分鐘 30minutes
5IK90A-YM	5IK90GN/GU-YM	90	3ø220/380	50/60	4	1300/1600	24	6.7	0.50/0.29	-	30分鐘 30minutes
5IK90RA-YM	5IK90RGN/GU-YM	90	1ø110	50/60	4	90-1300 90-1600	5.8	6.7	1.28	25/250V	30分鐘 30minutes
5IK90RA-YM	5IK90RGN/GU-YM	90	1ø220	50/60	4	90-1300 90-1600	5.8	6.7	0.64	6/450V	30分鐘 30minutes

減速箱減速比與轉矩 / Gearbox slowdown than torque-hing

減速比 Reduction ratio	3	3.6	5	7.5	9	10	12.5	15	18	20	25	30	36	50	60	75	90	100	120	150	180	250	300	500
轉速 r/min 50Hz	500	416	300	200	166	150	120	100	83	75	60	50	41	30	25	20	16	15	12.5	10	8.3	6	5	3
Speed 60Hz	600	500	360	240	200	180	144	120	100	90	72	60	50	36	30	24	20	18	15	12	10	7.2	6	3.6
最大容許轉矩 MAXtorque (Kg. cm)	16.4	19.7	27.3	41	49	55	68	74	88.7	110	123	148	177	200	200	200	200	200	200	200	200	200	200	200

120W(□90mm)

K 系列
K series

單相	110V
Single-phase	220V
三相	220V
Three-phase	380V

◆ 馬達 / Motor5IK120A/GU-A(C/Y)M

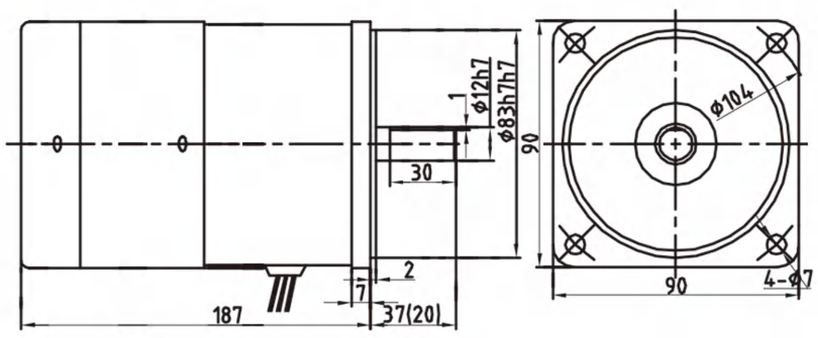

◆ 減速機 / Reducer 5GN □ K

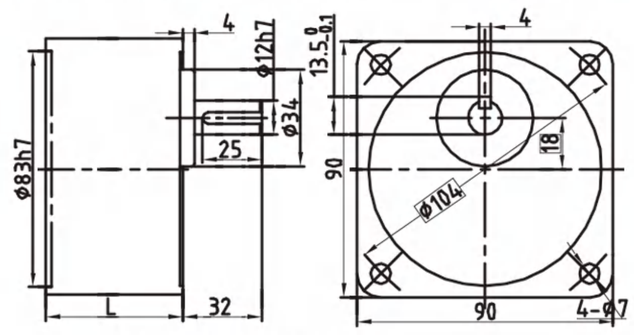

5GN3-18K L=45
5GN20-500K L=60

◆ 減速機 / Reducer 5GN □ KB

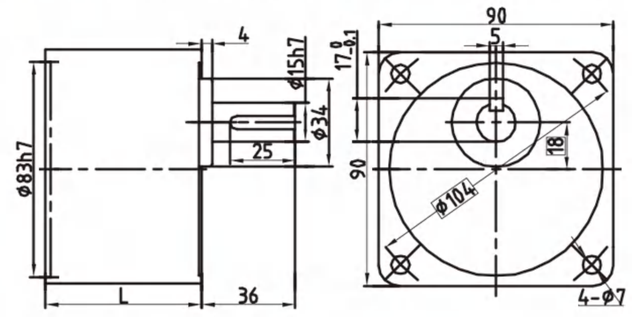

5GN3-18KB L=45
5GN20-500KB L=60

◆ 減速機 / Reducer 5GU □ K

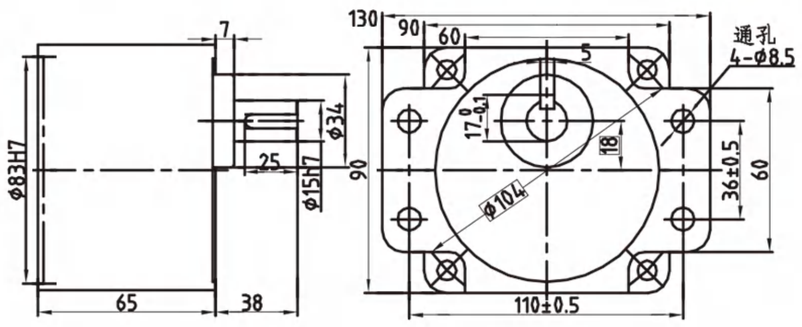

◆ 減速機 / Reducer 5GU □ KB

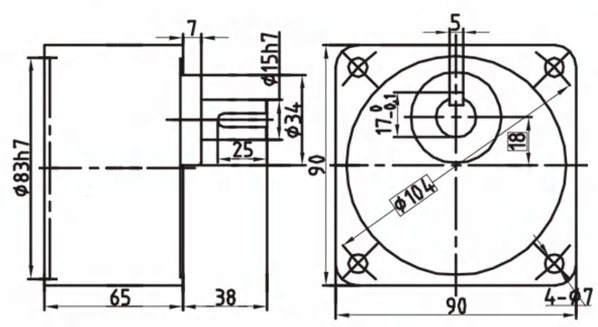

◆ 中間減速機 /Middle reducer

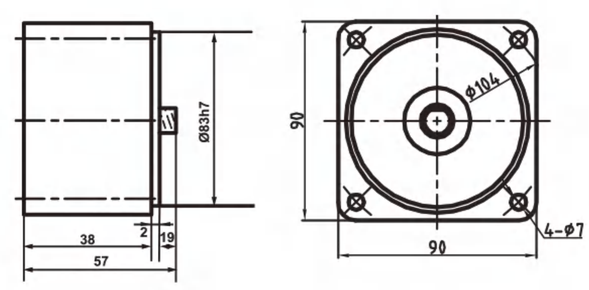

◆ 接綫圖 / Wiring diagram

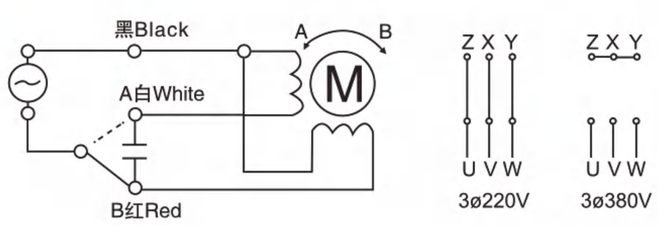

◆ 鍵與鍵槽/Key and keyway

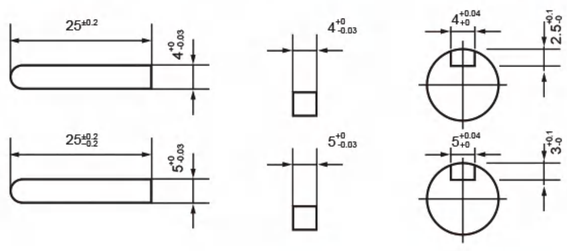

缩尺 1/4 单位：mm
Scale 1/4 Unit：mm

電機性能參數 / Motor performance parameters

重 量: 電動機MOTOR 4.0KG
WEIGHT: 減速機REDUCER 1.25、1.30、1.40、1.40KG

機種 Models 圓軸 Round shaft	機種 Models 齒軸 Gear shaft	出力 Output (W)	電壓 Voltage (V)	頻率 Frequency (Hz)	極數 Poles (P)	額定轉速 Speed (Rpm)	起動轉矩 Torque (Kg.cm)	額定轉矩 Torque (Kg.cm)	額定電流 Current (A)	電容器 Capacitor (μF)	額定時間 Duty
5IK120A-AM	5IK120GN-AM	120	1ø110	50/60	4	1300/1600	9.0	8.6	1.84	24/250V	30分鐘 30minutes
5IK120A-CM	5IK120GN-CM	120	1ø220	50/60	4	1300/1600	9.0	8.6	0.92	8/450V	30分鐘 30minutes
5IK120A-YM	5IK120GN-YM	120	3ø220/380	50/60	4	1300/1600	35	8.6	0.74/0.43	-	30分鐘 30minutes
5IK120RA-AM	5IK120RGN/GU-AM	120	1ø110	50/60	4	90-1300 90-1600	6.5	9.0	1.84	24/250V	30分鐘 30minutes
5IK120RA-CM	5IK120RGN/GU-CM	120	1ø220	50/60	4	90-1300 90-1600	6.5	9.0	0.92	8/450V	30分鐘 30minutes

減速箱減速比與轉矩 / Gearbox slowdown than torque-hing

減速比 Reduction ratio	3	3.6	5	7.5	9	10	12.5	15	18	20	25	30	36	50	60	75	90	100	120	150	180	200
轉速 r/min 50Hz Speed	500	416	300	200	166	150	120	100	83	75	60	50	41	30	25	20	16	15	12.5	10	8.3	7.5
轉速 r/min 60Hz Speed	600	500	360	240	200	180	144	120	100	90	72	60	50	36	30	24	20	18	15	12	10	9
最大容許轉矩 MAXtorque (Kg.cm)	21.8	26.2	36.4	54.7	65.6	65.6	82.1	98.6	118	118	149	196	200	200	200	200	200	200	200	200	200	200

江蘇歐邦電機製造有限公司

140W(□90mm)

K 系列
K series

單相	110V
Single-phase	220V
三相	220V
Three-phase	380V

馬達 / Motor 5IK140A/GU-A(C/Y) F-M

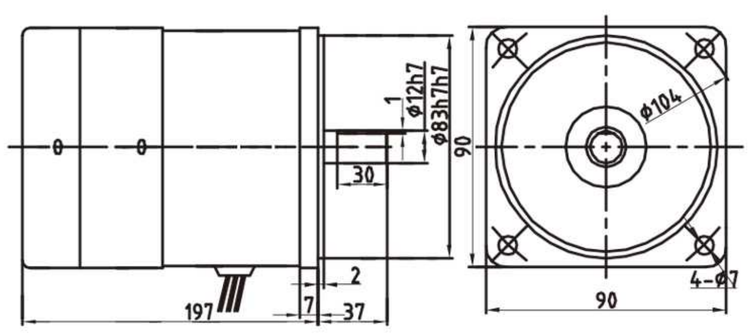

減速機 / Reducer 5GU □ K

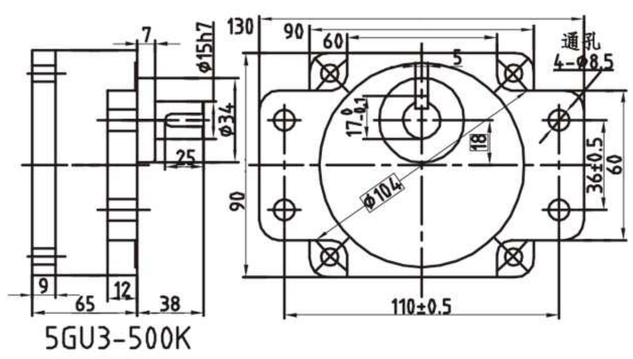

5GU3-500K

減速機 / Reducer 5GU □ KB

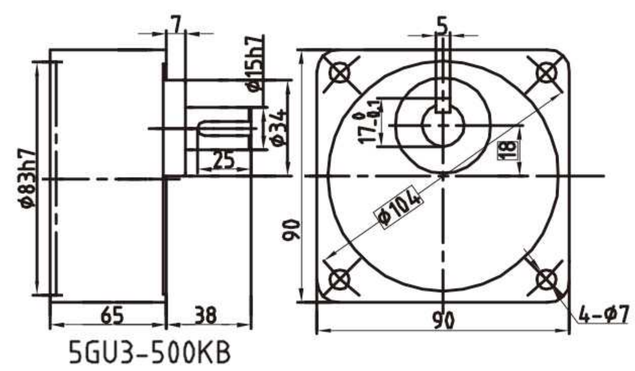

5GU3-500KB

接綫圖 / Wiring diagram

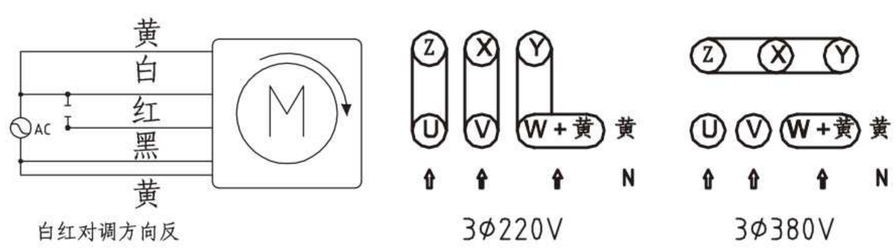

单 相　　三 相

鍵與鍵槽/Key and keyway

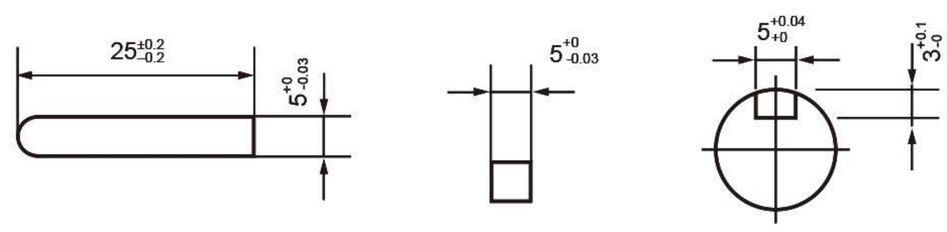

缩尺 1/4　单位：mm
Scale 1/4　Unit：mm

重　量：電動機MOTOR　4.5KG
WEIGHT：減速機REDUCER 1.40、1.40KG

電機性能參數 / Motor performance parameters

機種 Models		出力 Output (W)	電壓 Voltage (V)	頻率 Frequency (Hz)	極數 Poles (P)	額定轉速 Speed (Rpm)	起動轉矩 Torque (Kg.cm)	額定轉矩 Torque (Kg.cm)	額定電流 Current (A)	電容器 Capacitor (μF)	額定時間 Duty
圓軸 Round shaft	齒軸 Gear shaft										
5IK140A-AM	5IK140GU-AM	140	1ø110	50/60	4	1350/1650	8.1	9.9	2.10	/250V	30分鐘 30minutes
5IK140A-CM	5IK140GU-CM	140	1ø220	50/60	4	1350/1650	8.1	9.9	1.05	8/450V	30分鐘 30minutes
5IK140A-YM	5IK140GU-YM	140	3ø220/380	50/60	4	1350/1650	32	9.9	0.8/0.47	-	30分鐘 30minutes
5IK140RA-AM	5IK140RGU-AM	140	1ø110	50/60	4	90-1350 90-1650	8.1	9.9	2.10	30/250V	30分鐘 30minutes
5IK140RA-CM	5IK140RGU-CM	140	1ø220	50/60	4	90-1350 90-1650	8.1	9.9	1.05	8/450V	30分鐘 30minutes

減速箱減速比與轉矩 / Gearbox slowdown than torque-hing

減速比 Reduction ratio	3	3.6	5	7.5	9	10	12.5	15	18	20	25	30	36	50	60	75	90	100	120	150	180	200
轉速 r/min 50Hz Speed 60Hz	500	417	300	200	167	150	120	100	83.3	75	60	50	41.7	30	25	20	16.7	15	12.5	10	8.33	7.5
	600	500	360	240	200	180	144	120	100	90	72	60	50	36	30	24	20	18	15	12	10	9
最大容許轉矩 MAXtorque (Kg.cm)	27.2	32.7	45.4	68.1	81.7	90.8	114	136	163	182	200	200	200	200	200	200	200	200	200	200	200	200

180W(□90mm)

K 系列
K series

單相	110V
Single-phase	220V
三相	220V
Three-phase	380V

◆ 馬達 / Motor 5IK180A/GU-A(C/Y)F-M ◆ 減速機 / Reducer 5GU □ K ◆ 減速機 / Reducer 5GU □ KB

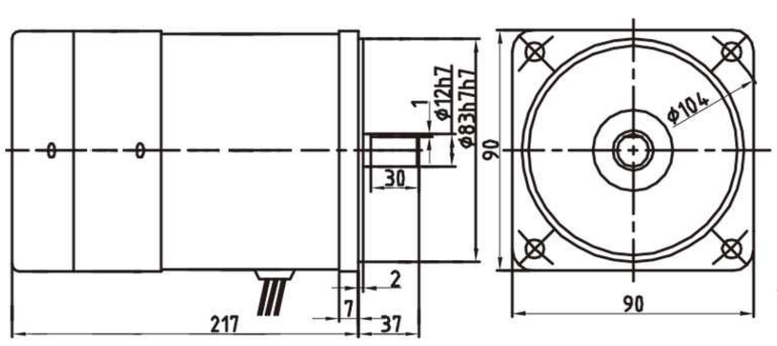

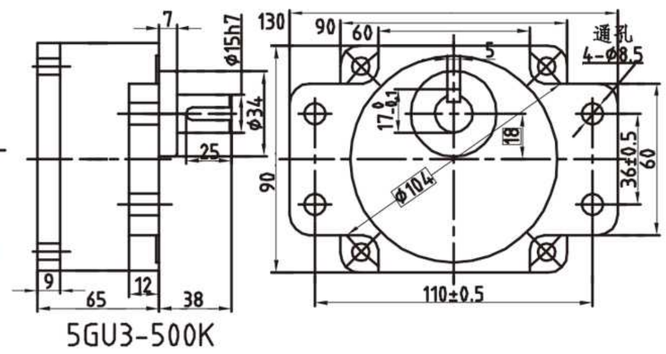

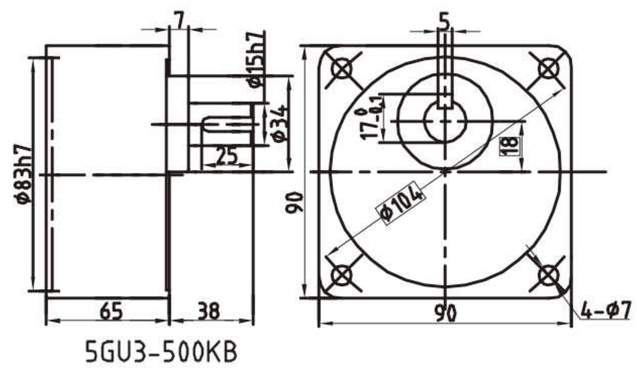

◆ 接綫圖 / Wiring diagram

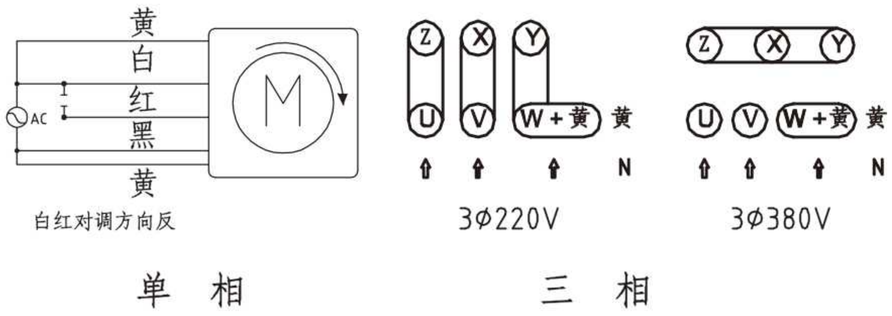

◆ 鍵與鍵槽/Key and keyway

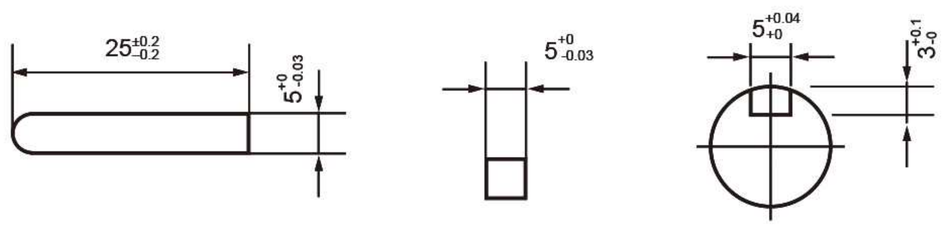

缩尺 1/4 单位：mm
Scale 1/4 Unit：mm

重 量: 電動機MOTOR 5.00KG
WEIGHT: 減速機REDUCER 1.40、1.40KG

電機性能參數 / Motor performance parameters

機種 Models		出力 Output (W)	電壓 Voltage (V)	頻率 Frequency (Hz)	極數 Poles (P)	額定轉速 Speed (Rpm)	起動轉矩 Torque (Kg.cm)	額定轉矩 Torque (Kg.cm)	額定電流 Current (A)	電容器 Capacitor (μF)	額定時間 Duty
圓軸 Round shaft	齒軸 Gear shaft										
5IK180A-AM	5IK180GU-AM	180	1ø110	50/60	4	1350/1650	9.5	13.5	2.84	35/250V	30分鐘 30minutes
5IK180A-CM	5IK180GU-CM	180	1ø220	50/60	4	1350/1650	9.5	13.5	1.42	10/450V	30分鐘 30minutes
5IK180A-YM	5IK180GU-YM	180	3ø220/380	50/60	4	1350/1650	38	13.0	1.02/0.59	-	30分鐘 30minutes
5IK180RA-AM	5IK180RGU-AM	180	1ø110	50/60	4	90-1350 90-1650	9.5	13.0	2.84	35/250V	30分鐘 30minutes
5IK180RA-CM	5IK180RGU-CM	180	1ø220	50/60	4	90-1350 90-1650	9.5	13.0	1.42	10/250V	30分鐘 30minutes

減速箱減速比與轉矩 / Gearbox slowdown than torque-hing

減速比 Reduction ratio	3	3.6	5	7.5	9	10	12.5	15	18	20	25	30	36	50	60	75	90	100	120	150	180	200
轉速 r/min 50Hz	500	417	300	200	167	150	120	100	83.3	75	60	50	41.7	30	25	20	16.7	15	12.5	10	8.33	7.5
Speed 60Hz	600	500	360	240	200	180	144	120	100	90	72	60	50	36	30	24	20	18	15	12	10	9
最大容許轉矩 MAXtorque (Kg.cm)	36.4	43.7	60.6	91	109	121	152	182	200	200	200	200	200	200	200	200	200	200	200	200	200	200

江蘇歐邦電機製造有限公司

120W(□100mm)

K 系列
K series

單相	110V
Single-phase	220V
三相	220V
Three-phase	380V

◆ 馬達 / Motor 6IK120A-A(C/Y)M
6IK120GU-A(C/Y)M

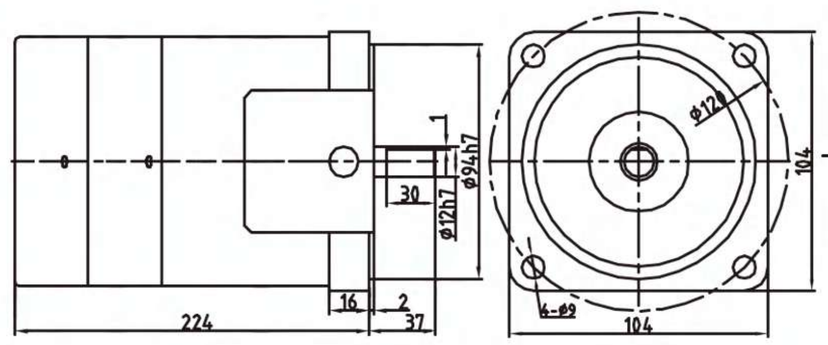

◆ 減速機 / Reducer 6GN □ K

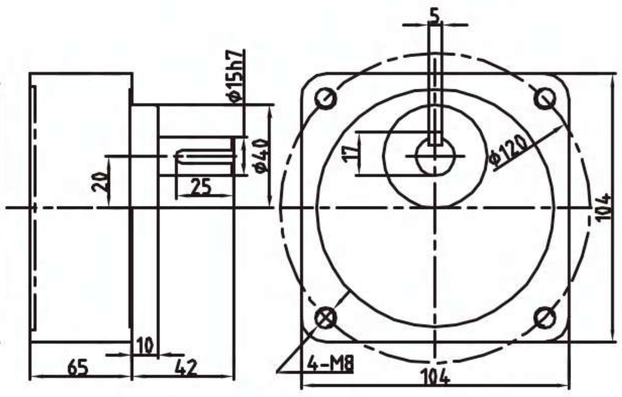

◆ 減速機 / Reducer 6GU □ K

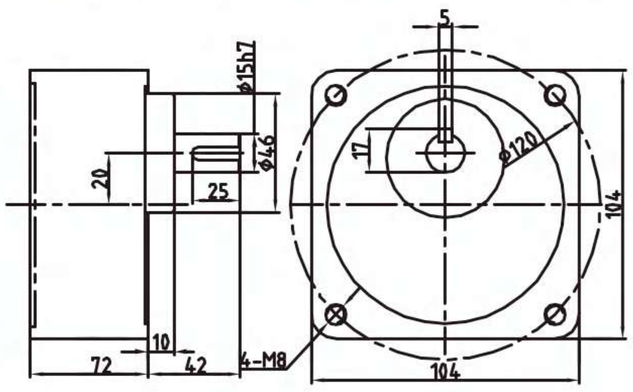

◆ 接綫圖 / Wiring diagram

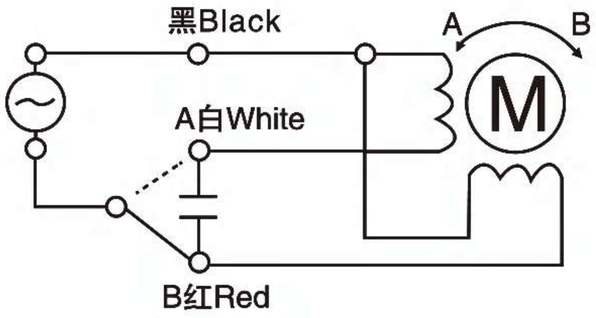

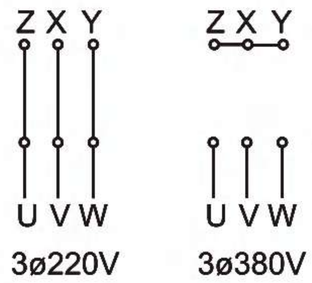

◆ 鍵與鍵槽/Key and keyway

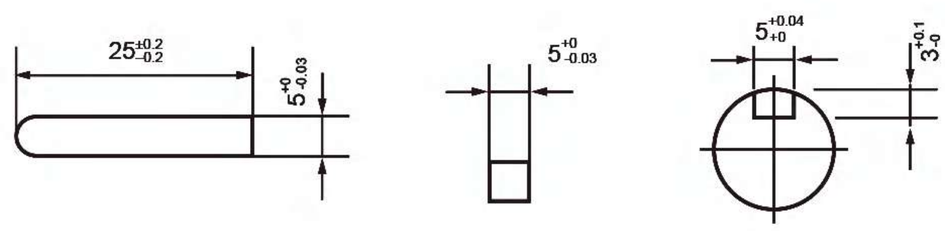

缩尺 1/4 单位：mm
Scale 1/4 Unit：mm

電機性能參數 / Motor performance parameters

重 量: 電動機MOTOR 5.4KG
WEIGHT: 減速機REDUCER 1.90、2.10KG

機種 Models		出力 Output (W)	電壓 Voltage (V)	頻率 Frequency (Hz)	極數 Poles (P)	額定轉速 Speed (Rpm)	起動轉矩 Torque (Kg.cm)	額定轉矩 Torque (Kg.cm)	額定電流 Current (A)	電容器 Capacitor (μF)	額定時間 Duty
圓軸 Round shaft	齒軸 Gear shaft										
6IK120A-AM	6IK120GN(GU)-AM	120	1ø110	50/60	4	1350/1650	9.0	8.6	1.84	25/250V	30分鐘 30minutes
6IK120A-CM	6IK120GN(GU)-CM	120	1ø220	50/60	4	1350/1650	9.0	8.6	0.92	8/450V	30分鐘 30minutes
6IK120A-YM	6IK120GN(GU)-YM	120	3ø220/380	50/60	4	1350/1650	35	8.6	0.74/0.43	-	30分鐘 30minutes
6IK120RA-AM	6IK120RGN(GU)-AM	120	1ø110	50/60	4	90-1350 90-1650	6.5	9.0	1.84	25/250V	30分鐘 30minutes
6IK120RA-CM	6IK120RGN(GU)-CM	120	1ø220	50/60	4	90-1350 90-1650	6.5	9.0	0.92	8/450V	30分鐘 30minutes

減速箱減速比與轉矩 / Gearbox slowdown than torque-hing

減速比 Reduction ratio	3	3.6	5	7.5	9	10	12.5	15	18	20	25	30	36	50	60	75	90	100	120	150	180	200
轉速 r/min 50Hz	500	416	300	200	166	150	120	100	83	75	60	50	41	30	25	20	16	15	12.5	10	8.3	7.5
Speed 60Hz	600	500	360	240	200	180	144	120	100	90	72	60	50	36	30	24	20	18	15	12	10	9
最大容許轉矩 MAXtorque (Kg.cm)	23	27	38	57	69	79	85	102	105	125	143	173	208	249	346	400	400	400	400	400	400	400

140W(□100mm)

K 系列
K series

單相	110V
Single-phase	220V
三相	220V
Three-phase	380V

◆ 馬達 / Motor 6IK140A-A(C/Y)M 6IK140GU-A(C/Y)M

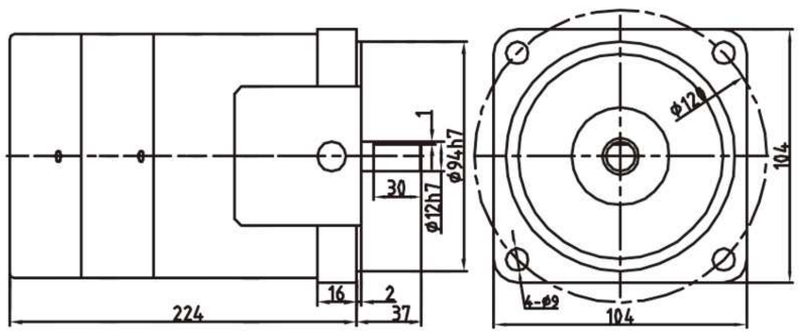

◆ 減速機 / Reducer 6GN □ K

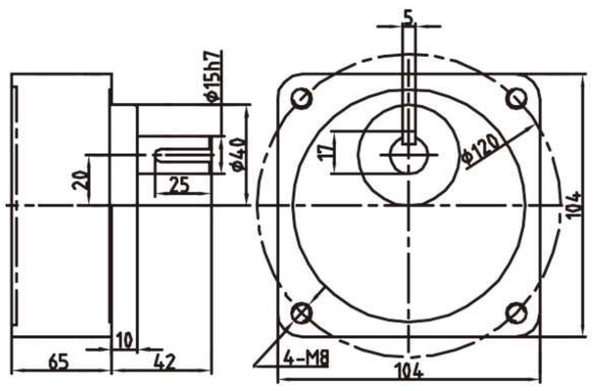

◆ 減速機 / Reducer 6GU □ K

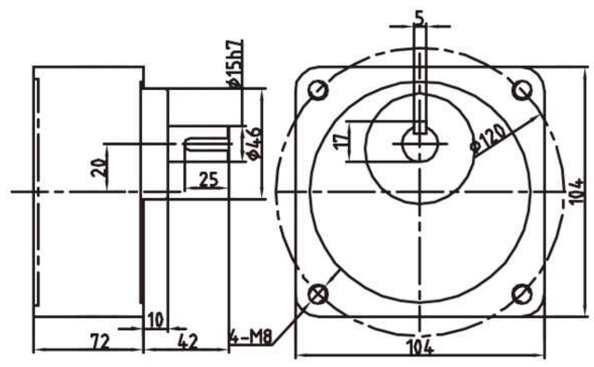

◆ 接綫圖 / Wiring diagram

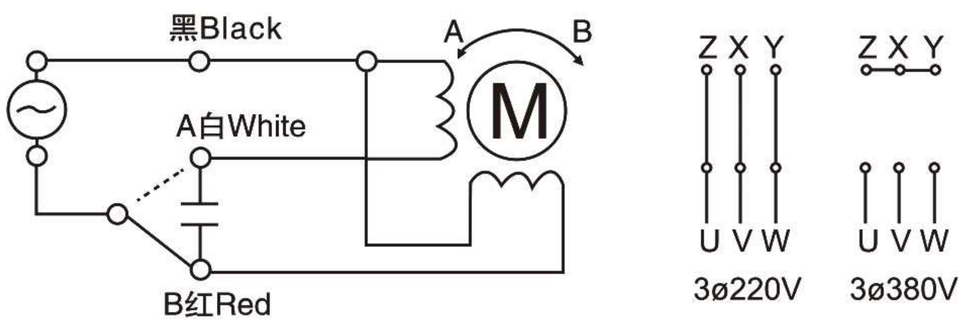

◆ 鍵與鍵槽/Key and keyway

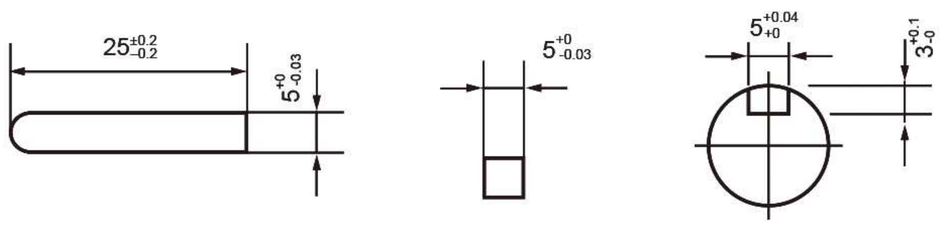

缩尺 1/4 单位：mm
Scale 1/4 Unit：mm

重 量: 電動機MOTOR 5.40KG
WEIGHT: 減速機REDUCER 1.90、2.10KG

電機性能參數 / Motor performance parameters

機種 Models 圓軸 Round shaft	機種 Models 齒軸 Gear shaft	出力 Output (W)	電壓 Voltage (V)	頻率 Frequency (Hz)	極數 Poles (P)	額定轉速 Speed (Rpm)	起動轉矩 Torque (Kg.cm)	額定轉矩 Torque (Kg.cm)	額定電流 Current (A)	電容器 Capacitor (μF)	額定時間 Duty
6IK140A-AM	6IK140GN(GU)-AM	140	1ø110	50/60	4	1350/1650	9.0	10	2.10	24/250V	30分鐘 30minutes
6IK140A-CM	6IK140GN(GU)-CM	140	1ø220	50/60	4	1350/1650	9.0	10	1.05	8/450V	30分鐘 30minutes
6IK140A-YM	6IK140GN(GU)-YM	140	3ø220/380	50/60	4	1350/1650	35	10	0.8/0.47	-	30分鐘 30minutes
6IK140RA-AM	6IK140RGN(GU)-AM	140	1ø110	50/60	4	90-1350 90-1650	9.0	10	2.10	24/250V	30分鐘 30minutes
6IK140RA-CM	6IK140RGN(GU)-CM	140	1ø220	50/60	4	90-1350 90-1650	9.0	10	1.05	8/450V	30分鐘 30minutes

減速箱減速比與轉矩 / Gearbox slowdown than torque-hing

減速比 Reduction ratio	3	3.6	5	7.5	9	10	12.5	15	18	20	25	30	36	50	60	75	90	100	120	150	180	200	300
轉速 r/min 50Hz	500	416	300	200	166	150	120	100	83	75	60	50	41	30	25	20	16	15	12.5	10	8.3	7.5	7.5
Speed 60Hz	600	500	360	240	200	180	144	120	100	90	72	60	50	36	30	24	20	18	15	12	10	9	9
最大容許轉矩 MAXtorque (Kg.cm)	25.2	30.2	42	62.4	83.6	83.6	95.6	115.2	139.2	162	190.8	230.5	249	277	332	400	400	400	400	400	400	400	400

江蘇歐邦電機製造有限公司

180W(□100mm)

K 系列
K series

單相	110V
Single-phase	220V
三相	220V
Three-phase	380V

◆ 馬達 / Motor 6IK180A-A(C/Y)M
6IK180GU-A(C/Y)M

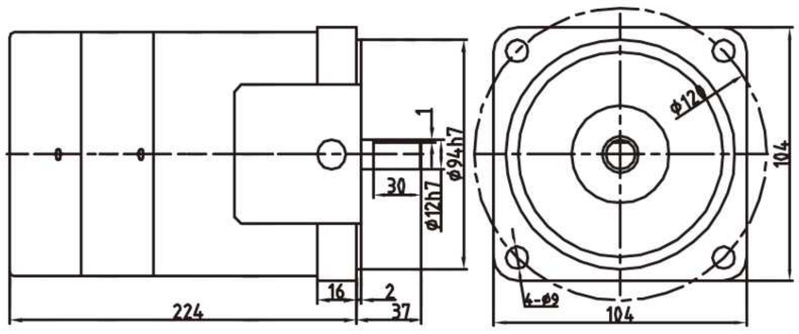

◆ 減速機 / Reducer 6GN □ K

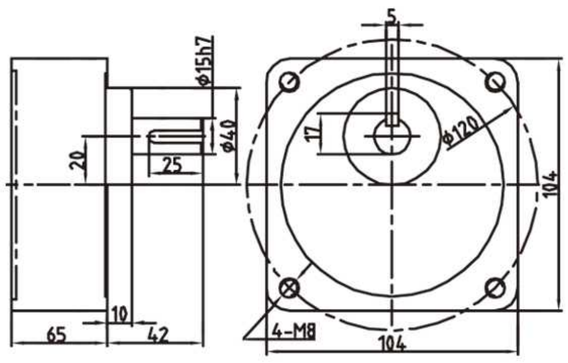

◆ 減速機 / Reducer 6GU □ K

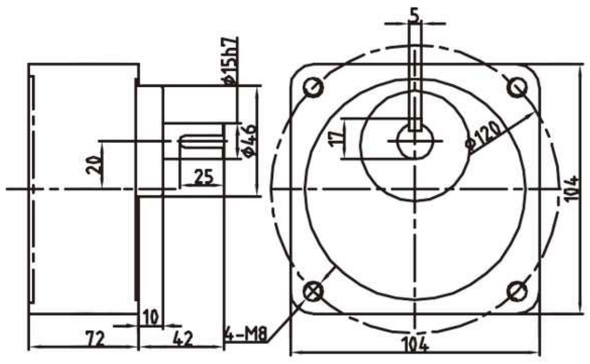

◆ 接綫圖 / Wiring diagram

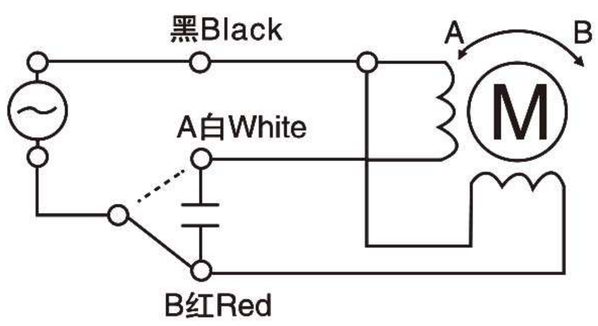

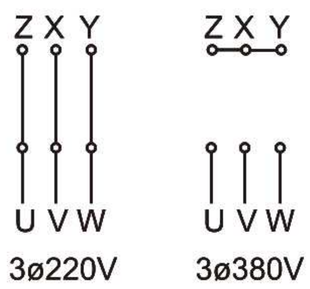

◆ 鍵與鍵槽/Key and keyway

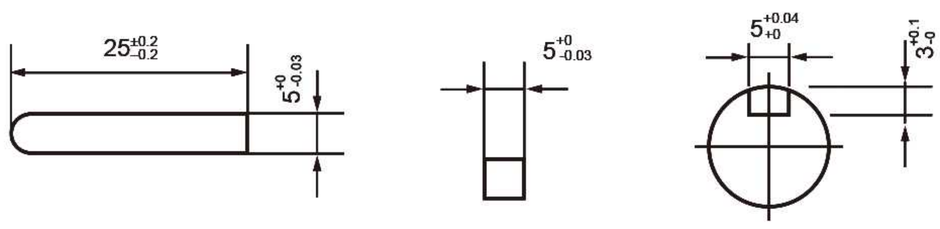

缩尺 1/4 单位：mm
Scale 1/4 Unit：mm

重 量: 電動機MOTOR 5.8KG
WEIGHT: 減速機REDUCER 1.9KG2.1KG

電機性能參數 / Motor performance parameters

機種 Models		出力 Output (W)	電壓 Voltage (V)	頻率 Frequency (Hz)	極數 Poles (P)	額定轉速 Speed (Rpm)	起動轉矩 Torque (Kg.cm)	額定轉矩 Torque (Kg.cm)	額定電流 Current (A)	電容器 Capacitor (μF)	額定時間 Duty
圓軸 Round shaft	齒軸 Gear shaft										
6IK180A-AM	6IK180GN(GU)-AM	180	1ø110	50/60	4	1350/1650	10.2	13.0	2.6	35/250V	30分鐘 30minutes
6IK180A-CM	6IK180GN(GU)-CM	180	1ø220	50/60	4	1350/1650	10.2	13.0	1.3	10/450V	30分鐘 30minutes
6IK180A-YM	6IK180GN(GU)-YM	180	3ø220/380	50/60	4	1350/1650	40	13.0	1.02/0.59	-	30分鐘 30minutes
6IK180RA-AM	6IK180RGN(GU)-AM	180	1ø110	50/60	4	90-1350 90-1650	10.2	13.0	2.6	30/250V	30分鐘 30minutes
6IK180RA-CM	6IK180RGN(GU)-CM	180	1ø220	50/60	4	90-1350 90-1650	10.2	13.0	1.3	10/450V	30分鐘 30minutes

減速箱減速比與轉矩 / Gearbox slowdown than torque-hing

減速比 Reduction ratio	3	3.6	5	7.5	9	10	12.5	15	18	20	25	30	36	50	60	75	90	100	120	150	180	200
轉速 r/min 50Hz Speed	500	416	300	200	166	150	120	100	83	75	60	50	41	30	25	20	16	15	12.5	10	8.3	7.5
60Hz	600	500	360	240	200	180	144	120	100	90	72	60	50	36	30	24	20	18	15	12	10	9
最大容許轉矩 MAXtorque (Kg.cm)	32.8	39.3	54.6	81	108.7	108.7	124.3	150	181.5	210.6	248	300	324	360	430	520	520	520	520	520	520	520

200W(□100mm)

K 系列
K series

單相	110V
Single-phase	220V
三相	220V
Three-phase	380V

◆ 馬達 / Motor 6IK200A-A(C/Y)M 6IK200GU-A(C/Y)M

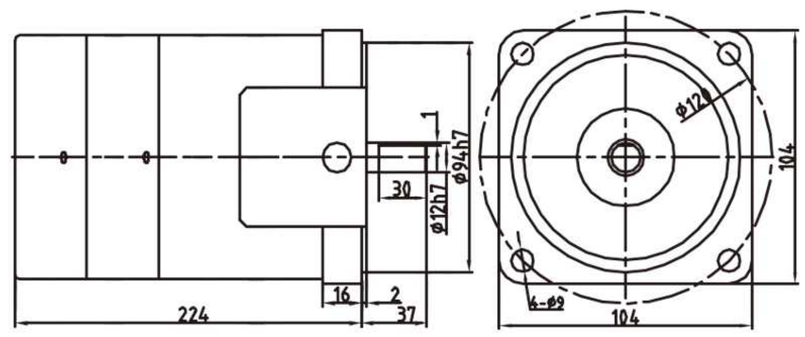

◆ 減速機 / Reducer 6GN □ K

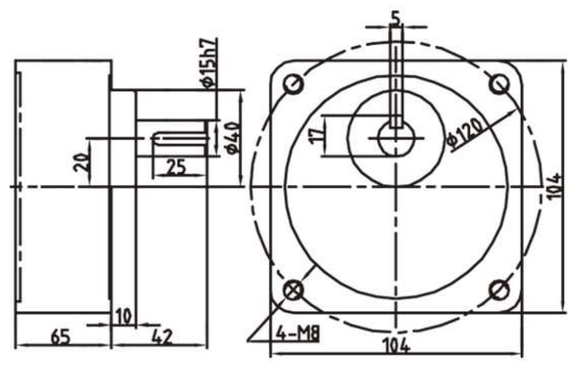

◆ 減速機 / Reducer 6GU □ K

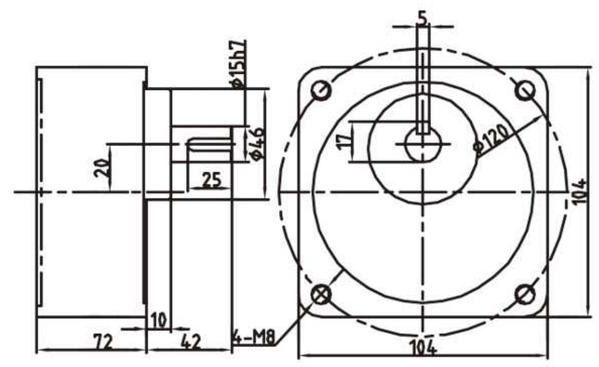

◆ 接綫圖 / Wiring diagram

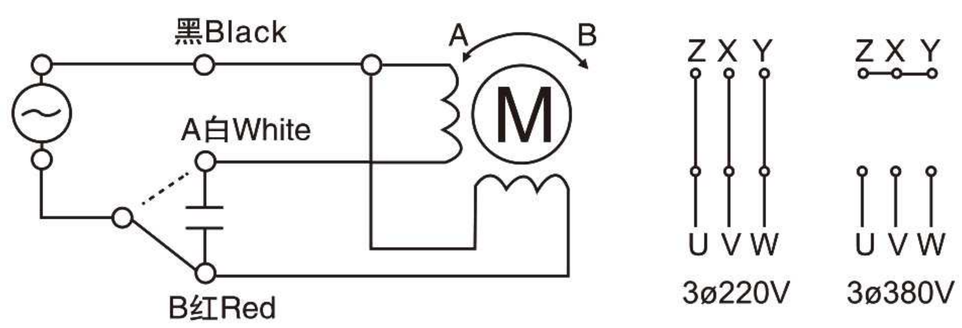

◆ 鍵與鍵槽/Key and keyway

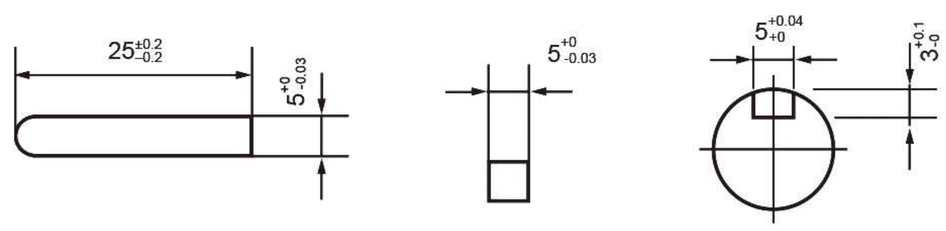

缩尺 1/4 单位：mm
Scale 1/4 Unit：mm

重 量: 電動機MOTOR 6.0KG
WEIGHT: 減速機REDUCER 1.90KG2.1KG

電機性能參數 / Motor performance parameters

機種 Models 圓軸 Round shaft	機種 Models 齒軸 Gear shaft	出力 Output (W)	電壓 Voltage (V)	頻率 Frequency (Hz)	極數 Poles (P)	額定轉速 Speed (Rpm)	起動轉矩 Torque (Kg.cm)	額定轉矩 Torque (Kg.cm)	額定電流 Current (A)	電容器 Capacitor (μF)	額定時間 Duty
6IK200A-AM	6IK200GN(GU)-AM	200	1ø110	50/60	4	1350/1650	10.2	13.0	2.6	35/250V	30分鐘 30minutes
6IK200A-CM	6IK200GN(GU)-CM	200	1ø220	50/60	4	1350/1650	10.2	13.0	1.3	10/450V	30分鐘 30minutes
6IK200A-YM	6IK200GN(GU)-YM	200	3ø220/380	50/60	4	1350/1650	44	13.0	1.02/0.59	-	30分鐘 30minutes
6IK200RA-AM	6IK200RGN(GU)-AM	200	1ø110	50/60	4	90-1350 90-1650	10.2	13.0	2.6	30/250V	30分鐘 30minutes
6IK200RA-CM	6IK200RGN(GU)-CM	200	1ø220	50/60	4	90-1350 90-1650	10.2	13.0	1.3	10/450V	30分鐘 30minutes

減速箱減速比與轉矩 / Gearbox slowdown than torque-hing

減速比 Reduction ratio	3	3.6	5	7.5	9	10	12.5	15	18	20	25	30	36	50	60	75	90	100	120	150	180	200
轉速 r/min 50Hz	500	416	300	200	166	150	120	100	83	75	60	50	41	30	25	20	16	15	12.5	10	8.3	7.5
Speed 60Hz	600	500	360	240	200	180	144	120	100	90	72	60	50	36	30	24	20	18	15	12	10	9
最大容許轉矩 MAXtorque (Kg.cm)	32.8	39.3	54.6	81	108.7	108.7	124.3	150	181.5	210.6	248	300	324	360	430	520	520	520	520	520	520	520

250W(□100mm)

K 系列
K series

單相	110V
Single-phase	220V
三相	220V
Three-phase	380V

◆ 馬達 / Motor 6IK250A/GU-A(C/Y)M

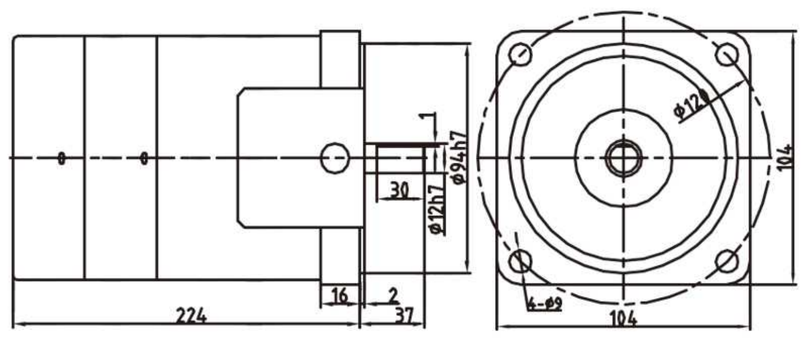

◆ 減速機 / Reducer 6GN □ K

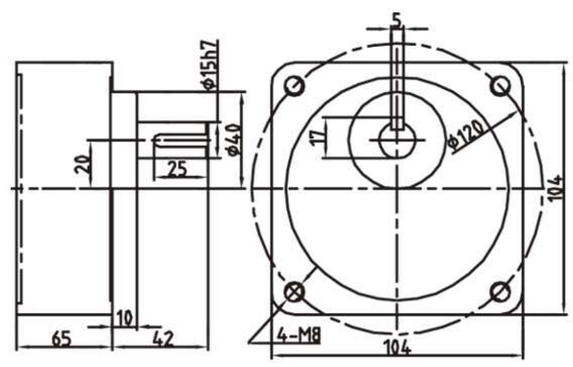

◆ 減速機 / Reducer 6GU □ K

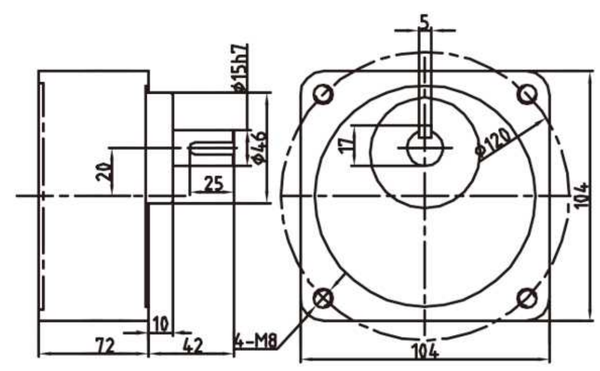

◆ 接綫圖 / Wiring diagram

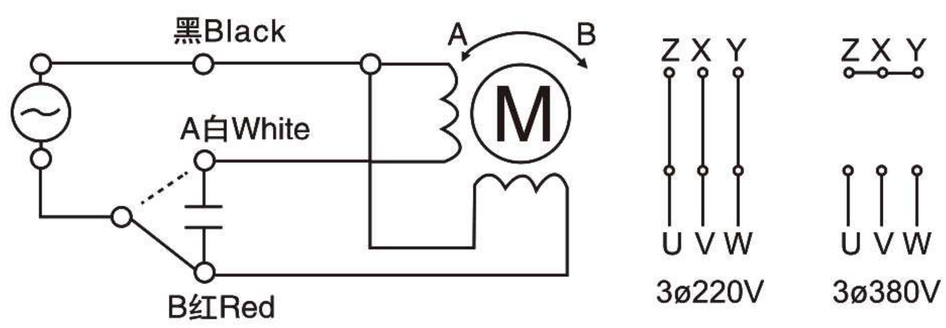

◆ 鍵與鍵槽/Key and keyway

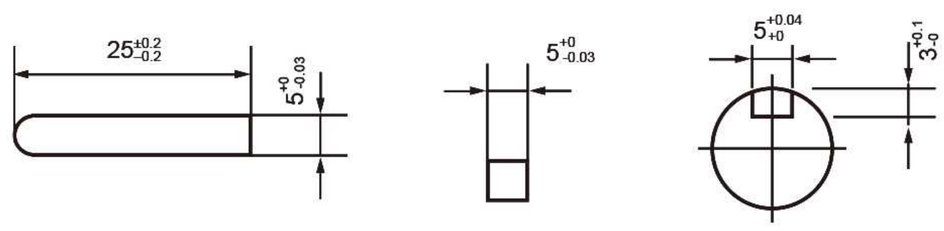

缩尺 1/4 单位：mm
Scale 1/4 Unit：mm

重 量: 電動機MOTOR 6.20KG
WEIGHT: 減速機REDUCER 1.90KG2.1KG

電機性能參數 / Motor performance parameters

機種 Models		出力 Output (W)	電壓 Voltage (V)	頻率 Frequency (Hz)	極數 Poles (P)	額定轉速 Speed (Rpm)	起動轉矩 Torque (Kg.cm)	額定轉矩 Torque (Kg.cm)	額定電流 Current (A)	電容器 Capacitor (μF)	額定時間 Duty
圓軸 Round shaft	齒軸 Gear shaft										
6IK250A-AM	6IK250GN(GU)-AM	250	1ø110	50/60	4	1350/1650	10.2	13.0	2.6	35/250V	30分鐘 30minutes
6IK250A-CM	6IK250GN(GU)-CM	250	1ø220	50/60	4	1350/1650	10.2	13.0	1.3	10/450V	30分鐘 30minutes
6IK250A-YM	6IK250GN(GU)-YM	250	3ø220/380	50/60	4	1350/1650	40	13.0	1.02/0.59	-	30分鐘 30minutes
6IK250RA-AM	6IK250RGN(GU)-AM	250	1ø110	50/60	4	90-1350 90-1650	10.2	13.0	2.6	30/250V	30分鐘 30minutes
6IK250RA-CM	6IK250RGN(GU)-CM	250	1ø220	50/60	4	90-1350 90-1650	10.2	13.0	1.3	10/450V	30分鐘 30minutes

減速箱減速比與轉矩 / Gearbox slowdown than torque-hing

減速比 Reduction ratio	3	3.6	5	7.5	9	10	12.5	15	18	20	25	30	36	50	60	75	90	100	120	150	180	200
轉速 r/min 50Hz Speed	500	416	300	200	166	150	120	100	83	75	60	50	41	30	25	20	16	15	12.5	10	8.3	7.5
60Hz	600	500	360	240	200	180	144	120	100	90	72	60	50	36	30	24	20	18	15	12	10	9
最大容許轉矩 MAXtorque (Kg.cm)	32.8	39.3	54.6	81	108.7	108.7	124.3	150	181.5	210.6	248	300	324	360	430	520	520	520	520	520	520	520

3W（□60mm）

K 系列 K series　　單相 Single-phase　　110V 220V

◆ 馬達 / Motor　2TK3GN-A(C)

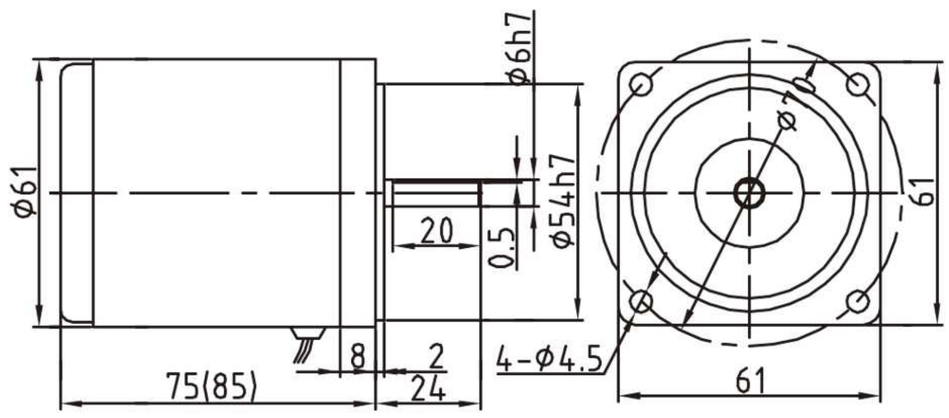

注：（）内为调速电机长度尺寸

◆ 減速機 / Reducer　2GN□K

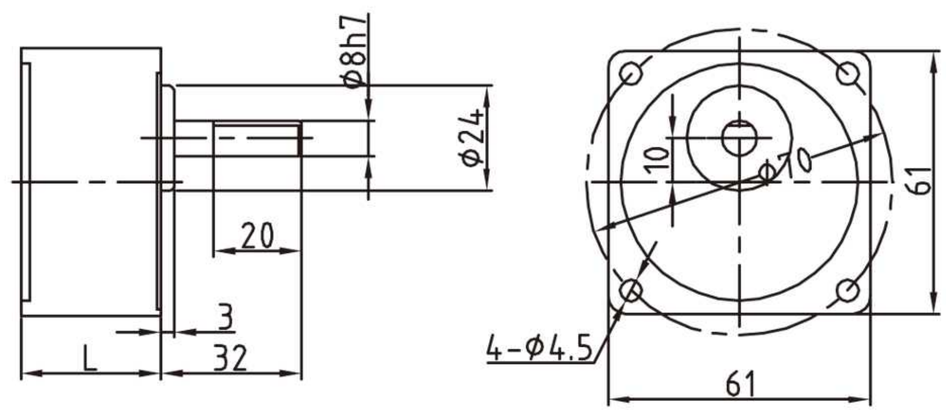

2GN3-15K　L=32
2GN18-250K　L=42

◆ 接綫圖 / Wiring diagram

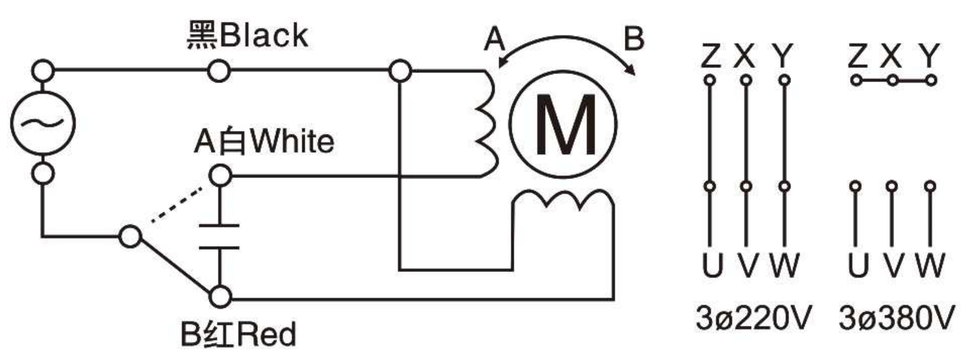

缩尺 1/4　单位：mm
Scale 1/4　Unit：mm

重　量：電動機MOTOR　0.80KG
WEIGHT：減速機REDUCER　0.40KG

電機性能參數 / Motor performance parameters

電機型號 Models		額定時間 DUTY	電壓 Voltage (V)	頻率 Frequency (Hz)	啟動轉矩 Torque (Kg.cm)	最大出力時電流（A） Max current	最大出力 Max effort (W)	最大出力時轉速（rpm） Max speed	電容量 Capacitor (μF)/vac
光電機 Optical drive	帶齒輪電機 Band gear electrical								
2TK3A-A	2TK3GN-A	5MIN 連續	110 60	50	0.51 0.31	0.30 0.18	3.2 1.4	750	4.0/250
		5MIN 連續	110 60	60	0.51 0.31	0.47 0.30	3.2 1.4	900	3.0/250
2TK3A-C	2TK3GN-C	5MIN 連續	220 120	50	0.51 0.31	0.15 0.12	3.2 1.4	750	1.2/450
		5MIN 連續	220 120	60	0.51 0.31	0.15 0.12	3.2 1.4	900	1.2/450

減速箱減速比與轉矩 / Gearbox slowdown than torque-hing

減速比 Reduction ratio	3	3.6	5	7.5	9	10	12.5	15	18	20	25	30	36	50	60	75	90	100	120	150	180	250
轉速 r/min 50Hz	500	416	300	200	166	150	120	100	83	75	60	50	41	30	25	20	16	15	12.5	10	8.3	6
Speed 60Hz	600	500	360	240	200	180	144	120	100	90	72	60	50	36	30	24	20	18	15	12	10	7.2
最大容許轉矩 MAXtorque (Kg.cm)	1.2	1.4	2	2.8	3.6	3.8	4.5	5.4	7	7.4	8	9.8	11.8	14.8	19.5	24.5	24.5	24.5	24.5	24.5	24.5	24.5

江蘇歐邦電機製造有限公司

6W（□70mm）

K 系列 K series　　單相 Single-phase　　110V 220V

◆ 馬達 / Motor 3TK6GN-A(C)

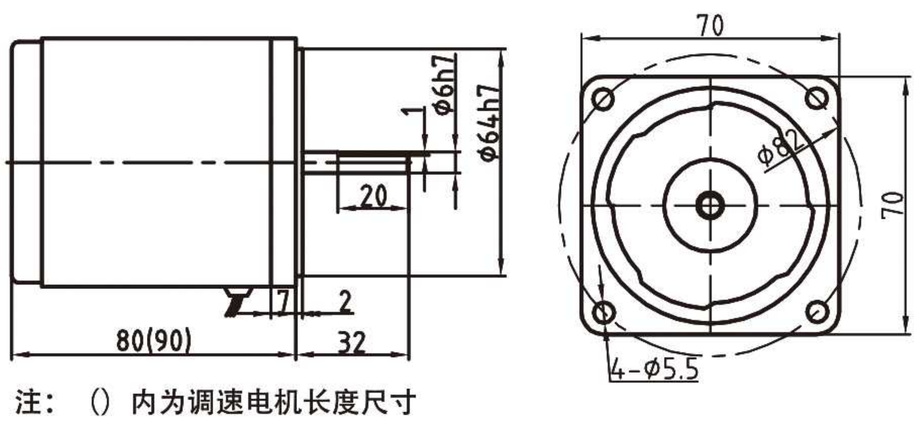

注：（）内为调速电机长度尺寸

◆ 減速機 / Reducer 3GN□K

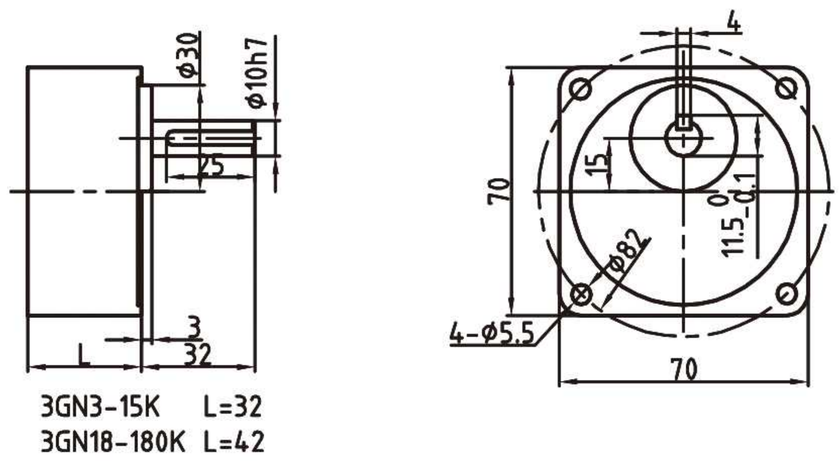

◆ 接綫圖 / Wiring diagram

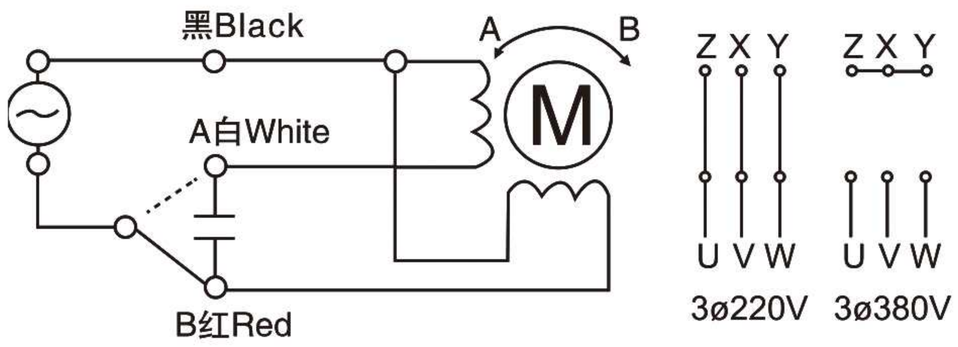

◆ 鍵與鍵槽/Key and keyway 3GN用

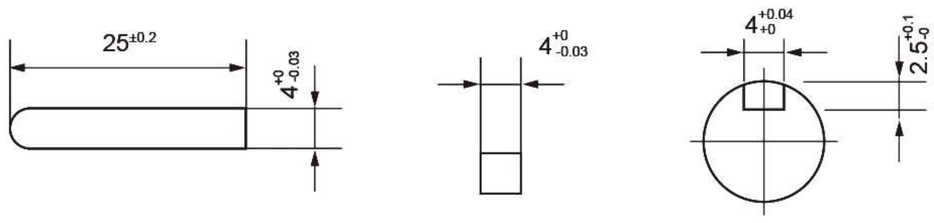

缩尺 1/4　单位：mm
Scale 1/4　Unit：mm

重　量：電動機MOTOR　1.10KG
WEIGHT：減速機REDUCER 0.52KG

電機性能參數 / Motor performance parameters

電機型號 Models		額定時間 DUTY	電壓 Voltage (V)	頻率 Frequency (Hz)	啟動轉矩 Torque (Kg.cm)	最大出力時電流（A） Max current	最大出力 Max effort (W)	最大出力時轉速（rpm） Max speed	電容器 Capacitor (μF)/vac
光電機 Optical drive	帶齒輪電機 Band gear electrical								
3TK6A-A	3TK6GN-A	5MIN 连续	110 60	50	1.34 0.38	0.34 0.22	6.0 2.5	750	6.0/250
		5MIN 连续	110 60	60	1.34 0.38	0.34 0.20	6.5 3.0	900	5.0/250
3TK6A-C	3TK6GN-C	5MIN 连续	220 120	50	1.34 0.38	0.17 0.16	6.0 2.5	750	1.5/450
		5MIN 连续	220 120	60	1.34 0.38	0.17 0.16	6.5 3.0	900	2.5/450

減速箱減速比與轉矩 / Gearbox slowdown than torque-hing

減速比 Reduction ratio	3	3.6	5	7.5	9	10	12.5	15	18	20	25	30	36	50	60	75	90	100	120	150	180	250
轉速 r/min 50Hz	500	416	300	200	166	150	120	100	83	75	60	50	41	30	25	20	16	15	12.5	10	8.3	6
Speed 60Hz	600	500	360	240	200	180	144	120	100	90	72	60	50	36	30	24	20	18	15	12	10	7.2
最大容許轉矩 MAXtorque (Kg.cm)	2.8	3.4	4.8	7.5	8.5	9.2	11.8	14.8	15.2	15.5	17.8	21.6	23.5	34	39.2	44	49	49	49	49	49	49

10W（□80mm）

K 系列 K series　單相 Single-phase　110V 220V

◆ 馬達 / Motor 4TK10GN-A(C)

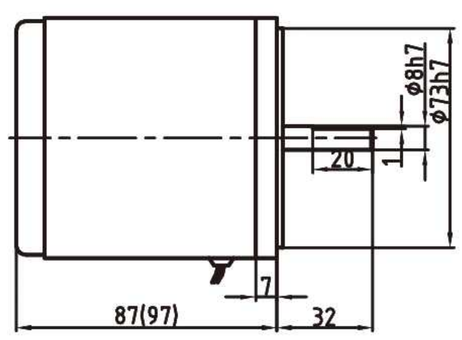

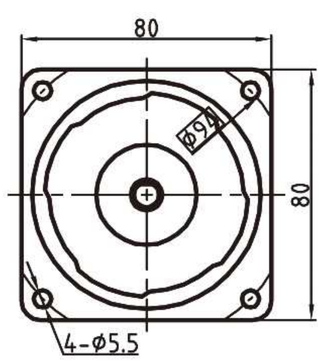

注：（）内为调速电机长度尺寸

◆ 減速機 / Reducer 4GN□K

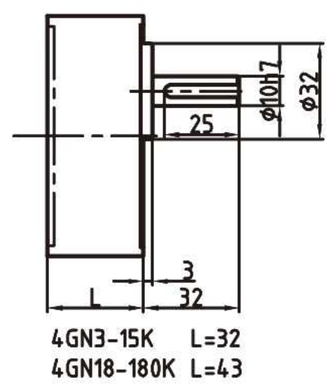

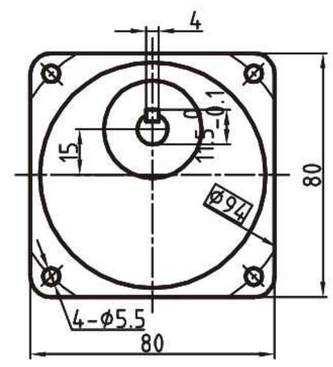

◆ 接綫圖 / Wiring diagram

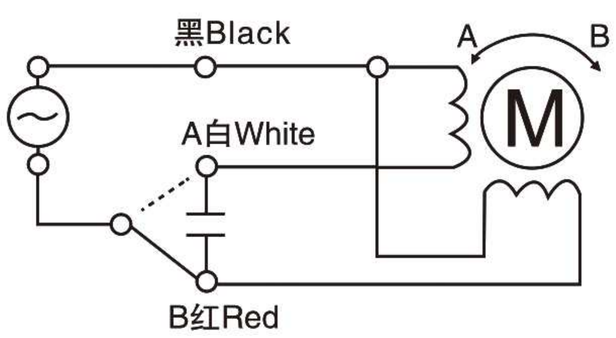

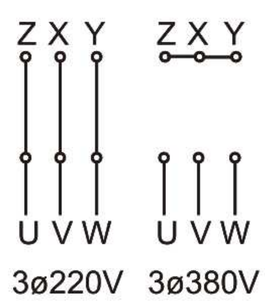

◆ 鍵與鍵槽/Key and keyway 4GN用

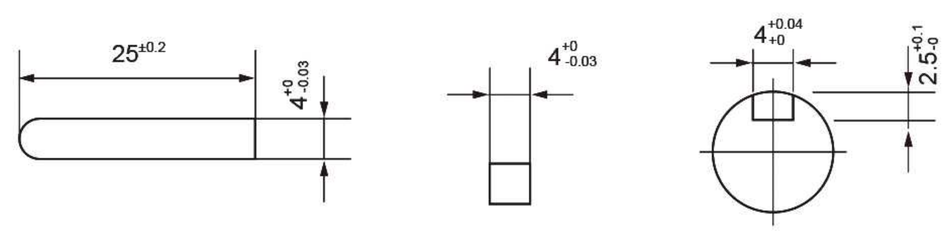

缩尺 1/4　单位：mm
Scale 1/4　Unit：mm

重　量：電動機MOTOR　1.70KG
WEIGHT：減速機REDUCER　0.74KG

電機性能參數 / Motor performance parameters

電機型號 Models		額定時間 DUTY	電壓 Voltage (V)	頻率 Frequency (Hz)	啟動轉矩 Torque (Kg.cm)	最大出力時電流（A） Max current	最大出力 Max effort (W)	最大出力時轉速（rpm） Max speed	電容器 Capacitor (μF)/vac
光電機 Optical drive	帶齒輪電機 Band gear electrical								
4TK10A-A	4TK10GN-A	5MIN 連續	110 60	50	2.97 0.85	0.55 0.40	10.0 3.0	750	10.0/250
		5MIN 連續	110 60	60	2.97 0.85	0.53 0.48	10.0 3.0	900	8.0/250
4TK10A-C	4TK10GN-C	5MIN 連續	220 120	50	2.97 0.85	0.23 0.15	10.0 3.0	750	2.5/450
		5MIN 連續	220 120	60	2.97 0.85	0.25 0.18	10.0 3.0	900	2.0/250

減速箱減速比與轉矩 / Gearbox slowdown than torque-hing

減速比 Reduction ratio	3	3.6	5	7.5	9	10	12.5	15	18	20	25	30	36	50	60	75	90	100	120	150	180	250	300
轉速 r/min 50Hz	500	416	300	200	166	150	120	100	83	75	60	50	41	30	25	20	16	15	12.5	10	8.3	6	5
Speed 60Hz	600	500	360	240	200	180	144	120	100	90	72	60	50	36	30	24	20	18	15	12	10	7.2	6
最大容許轉矩 MAXtorque (Kg.cm)	4.5	5.4	7.6	11.8	13.8	14	18.6	22.5	24.5	26.8	34.5	41.2	49.4	61.8	69.8	78.5	78.5	78.5	78.5	78.5	78.5	78.5	78.5

江蘇歐邦電機製造有限公司

20W（□90mm）

K 系列 K series　單相 Single-phase　110V 220V

◆ 馬達 / Motor 5TK20GN-A(C)

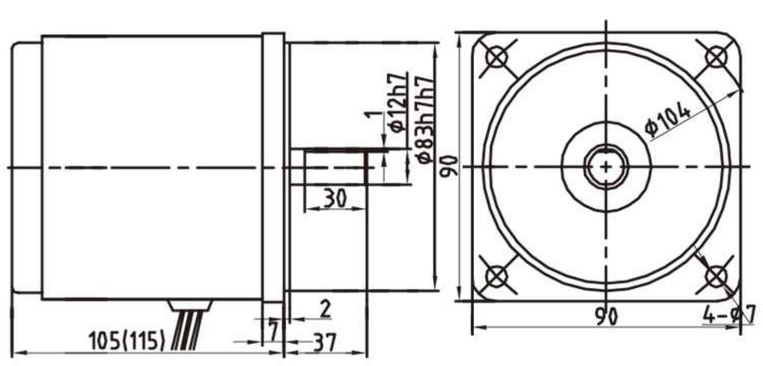

注：（）内为调速电机长度尺寸

◆ 減速機 / Reducer 5GN □ K

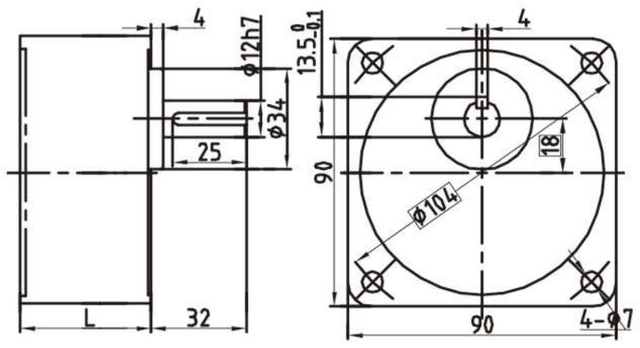

5GN3-18K　L=45
5GN20-500K　L=60

◆ 減速機 / Reducer 5GN □ KB

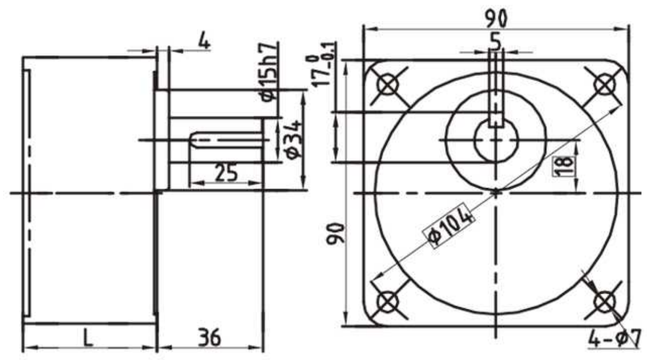

5GN3-18KB　L=45
5GN20-500KB　L=60

◆ 鍵與鍵槽 / Key and keyway

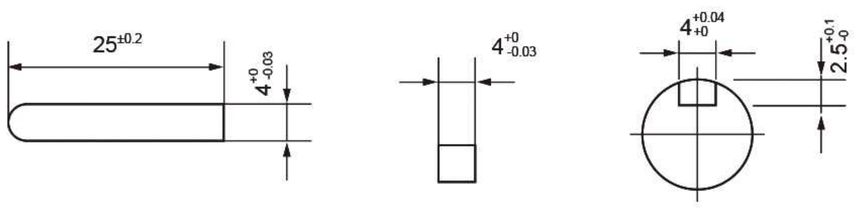

接綫圖 / Wiring diagram

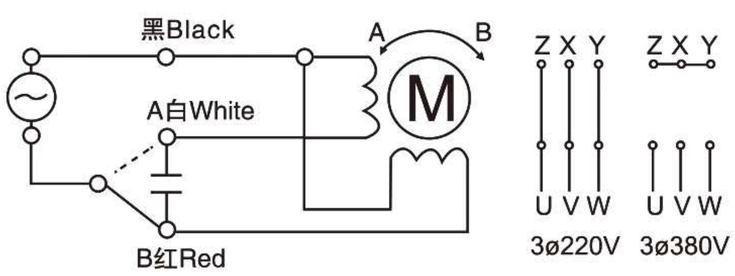

◆ 中間減速機 / Middle reducer 5GN10X

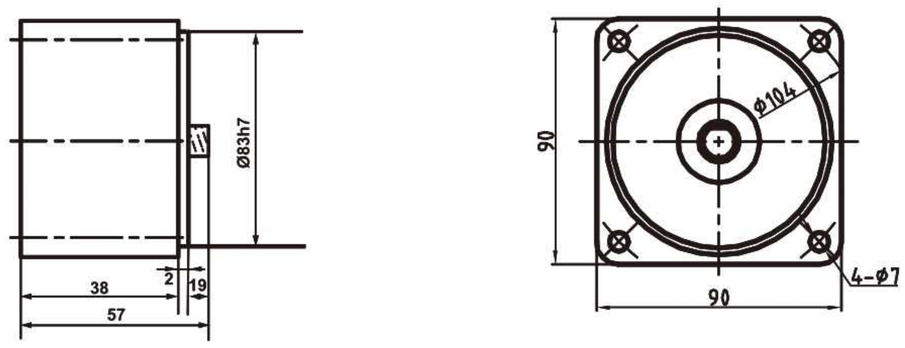

缩尺 1/4　单位：mm
Scale 1/4　Unit：mm

電機性能參數 / Motor performance parameters

重　量：電動機MOTOR　2.50KG
WEIGHT：減速機REDUCER 1.25、1.30KG

電機型號 Models		額定時間 DUTY	電壓 Voltage (V)	頻率 Frequency (Hz)	啟動轉矩 Torque (Kg.cm)	最大出力時電流（A） Max current	最大出力 Max effort (W)	最大出力時轉速（rpm） Max speed	電容器 Capacitor (μF)/vac
光電機 Optical drive	帶齒輪電機 Band gear electrical								
5TK20A-A	5TK20GN-A	5MIN 連續	110 60	50	4.26 1.39	1.09 0.57	20.0 6.0	750	15.0/250
		5MIN 連續	110 60	60	4.26 1.39	0.90 0.55	20.0 6.0	900	12.0/250
5TK20A-C	5TK20GN-C	5MIN 連續	220 120	50	4.26 1.39	0.45 0.28	20.0 6.0	750	4.0/250
		5MIN 連續	220 120	60	4.26 1.39	0.46 0.30	20.0 6.0	900	3.5/250

減速箱減速比與轉矩 / Gearbox slowdown than torque-hing

減速比 Reduction ratio	3	3.6	5	7.5	9	10	12.5	15	18	20	25	30	36	50	60	75	90	100	120	150	180	250	300	500
轉速 r/min 50Hz	500	416	300	200	166	150	120	100	83	75	60	50	41	30	25	20	16	15	12.5	10	8.3	6	5	3
Speed 60Hz	600	500	360	240	200	180	144	120	100	90	72	60	50	36	30	24	20	18	15	12	10	7.2	6	3.6
最大容許轉矩 MAXtorque (Kg.cm)	7.4	8.6	11.8	17.8	21.6	22.8	29.4	35.5	41.7	46.2	54	64.8	77.8	98.5	98.5	98.5	98.5	98.5	98.5	98.5	98.5	98.5	98.5	98.5

齒輪箱型號表示方法 GEARBOX MODEL REPRESENTATION METHOD

① 齒輪箱型號/GEAR HEAD CODE

4	GN	20	RC
外形尺寸	齒輪箱類型	減速比	輸出軸類型
(Frame Size)	(Gearhead Type)	(Gear Ratio)	(Bearings Type)
4:80mm	GN一般型齒輪箱	1/20	RC:弧錐齒中空輸出軸
5:90mm	(Normal)	(10 X denote	(Hollow Output Shaft)
6:104mm	GU加強型齒輪箱	the decimal	RT:弧錐齒中實輸出軸
	(Fortified)	gearhead of	(Medium reality
		gear ratio 20:1)	output shaft)

注：90、104尺寸系列齒輪類型為GU型

RC/RT齒輪箱

通過 CE、CCC、UL、ISO 9001等
國家質量認證

江蘇歐邦電機製造有限公司

25W（□80mm）

K 系列
K series

單相 Single-phase 110V 220V
三相 Three-phase 220V 380V

◆ 馬達/Motor 4IK25GN-A(C) 4IK25RGN-A(C)

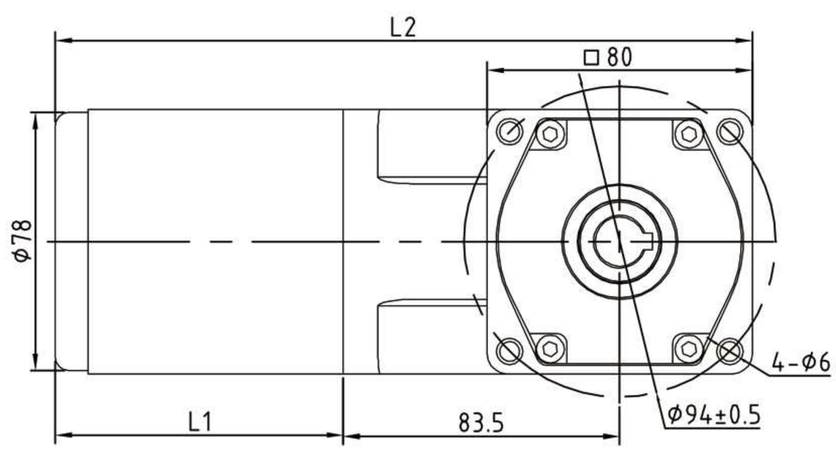

◆ 中空減速機/Reducer 4GN□RC

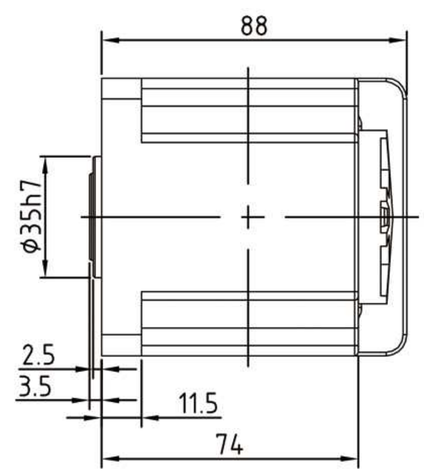

◆ 中實減速機/Reducer 4GN□RT

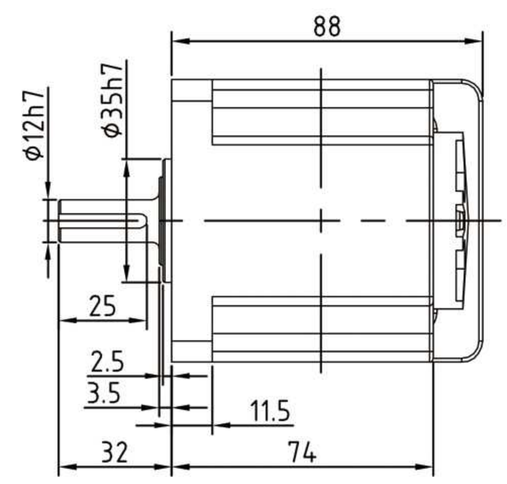

品名（電動機）	品名（減速機）	L1	L2
4I/(R)K25GN-A/C/S/Y	4GN□RC	87	210.5
4IK25RGN-A/C		97	220.5
4IK25GN-A/C/S/Y-M		120	243.5
4IK25RGN-A/C-M		132	255.5

品名（電動機）	品名（減速機）	L1	L2
4I/(R)K25GN-A/C/S/Y	4GN□RT	87	210.5
4IK25RGN-A/C		97	220.5
4IK25GN-A/C/S/Y-M		120	243.5
4IK25RGN-A/C-M		132	255.5
4I/(R)K25GN-A/C/S/Y-F		107	230.5

◆ 中空擋圈槽/Hollow retainer groove

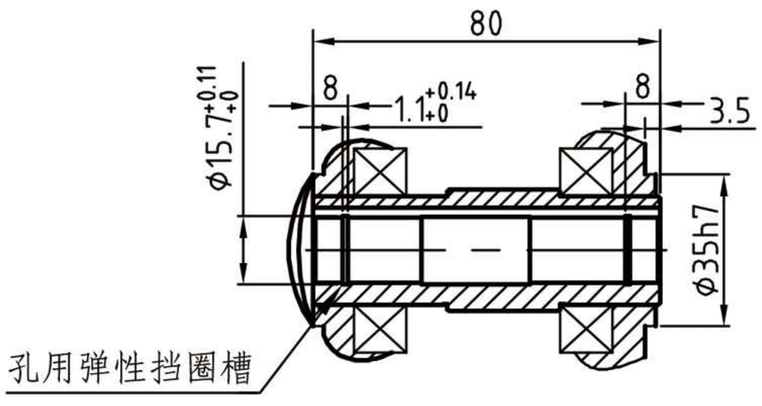

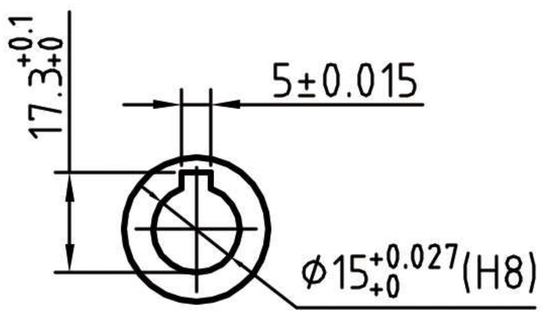

◆ 中實出軸/Intermediate shaft

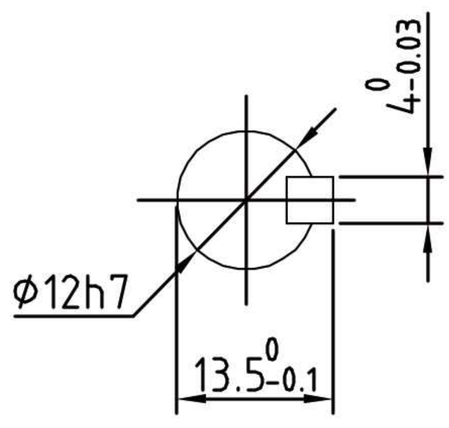

缩尺 1/4 单位：mm
Scale 1/4 Unit：mm

重 量：電動機MOTOR 1.65-2.0KG
WEIGHT：減速機REDUCER1.3-1.5KG

減速箱減速比與轉矩 / Gearbox slowdown than torque-hing

減速比 Reduction ratio	9	15	18	20	30	36	50	60	75	90	100	120	150	180	225	270	300	360	450	540	600
轉速 r/min 50Hz	167	100	83	75	50	42	30	25	20	17	15	12.5	10	8.3	6.67	5.55	5	4.17	3.33	2.78	2.5
Speed 60Hz	200	120	100	90	60	50	36	30	24	20	18	15	12	10	8	6.67	6	5	4	3.33	3
最大容許轉矩 MAXtorque(N.m)	1.2	2	2.4	2.68	4	4.8	6.7	8	8	8	8	8	8	8	8	8	8	8	8	8	8

40W（□90mm）

K 系列
K series

單相	110V
Single-phase	220V
三相	220V
Three-phase	380V

◆ 馬達/Motor 5IK40GU-A(C/S/Y) 5IK40RGU-A(C)

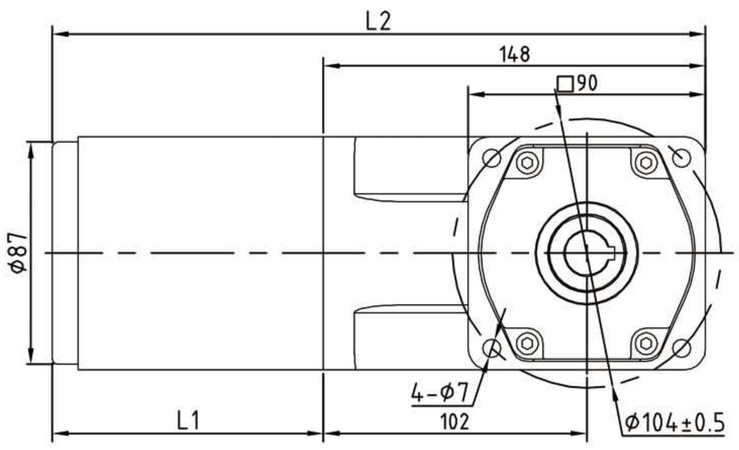

◆ 中空減速機/Reducer 5GU □ RC

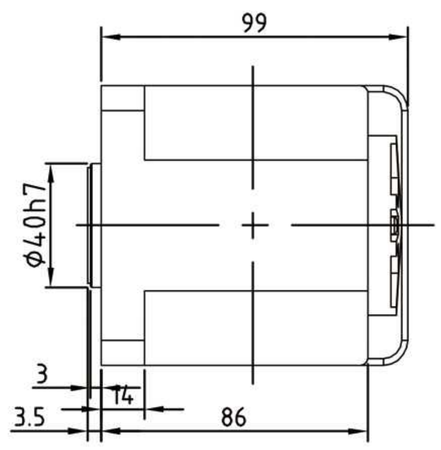

◆ 中實減速機/Reducer 5GU □ RT

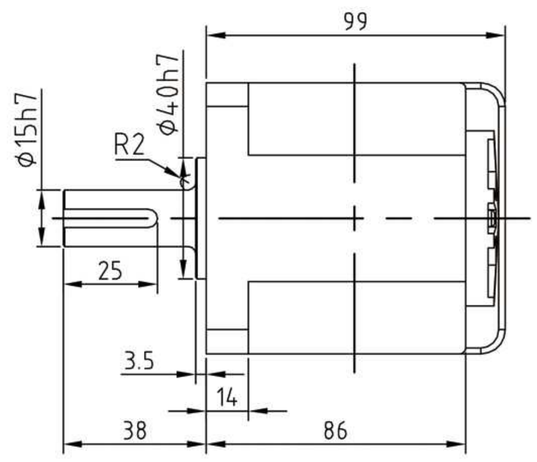

品名（電動機）	品名（減速機）	L1	L2
5I/(R)K40GU-A/C/S/Y	5GU□RC	105	253
5IK40RGU-A/C		115	263

品名（電動機）	品名（減速機）	L1	L2
5I/(R)K40GU-A/C/S/Y	5GU□RT	105	253
5IK40RGU-A/C		115	263
5IK40GU-A/C/S/Y-M		172	320

◆ 中空擋圈槽/Hollow retainer groove

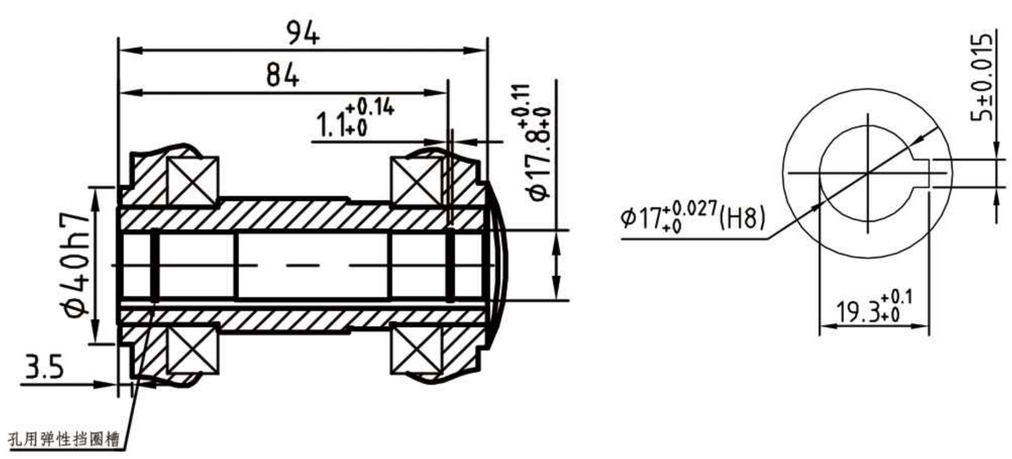

◆ 中實出軸/Intermediate shaft

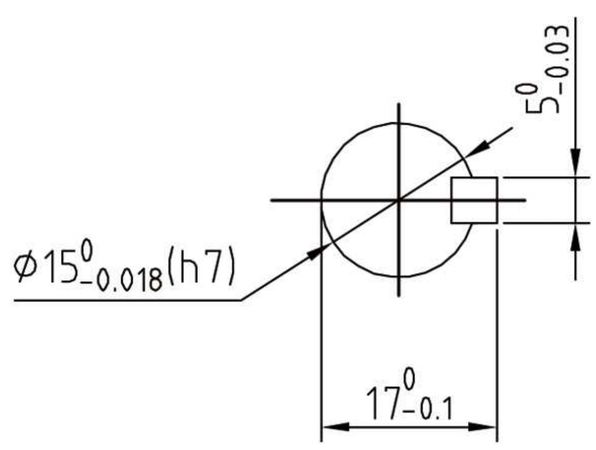

缩尺 1/4　单位：mm
Scale 1/4　Unit：mm

重　量：電動機MOTOR　2.45-2.8KG
WEIGHT：減速機REDUCER　1.80-2.0KG

減速箱減速比與轉矩 / Gearbox slowdown than torque-hing

減速比 Reduction ratio	9	15	18	20	30	36	50	60	75	90	100	120	150	180	300	360	450	540	600
轉速 r/min 50Hz	167	100	83	75	50	42	30	25	20	17	15	12.5	10	8.3	5	4.17	3.33	2.78	2.5
Speed 60Hz	200	120	100	90	60	50	36	30	24	20	18	15	12	10	6	5	4	3.33	3
最大容許轉矩 MAXtorque(N.m)	1.92	3.1	3.84	4.12	6.4	7.68	11.03	12.8	16	19.2	20	20	20	20	20	20	20	20	20

江蘇歐邦電機製造有限公司

60W（□90mm）

K 系列
K series

單相		110V
Single-phase		220V
三相		220V
Three-phase		380V

◆ 馬達/Motor 5IK60GU-A(C/S/Y) 5IK60RGU-A(C) ◆ 中空減速機/Reducer 5GU □ RC ◆ 中實減速機/Reducer 5GU □ RT

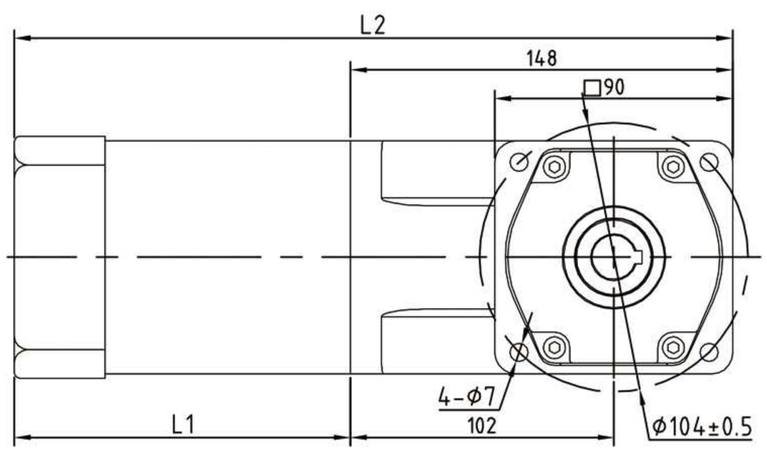

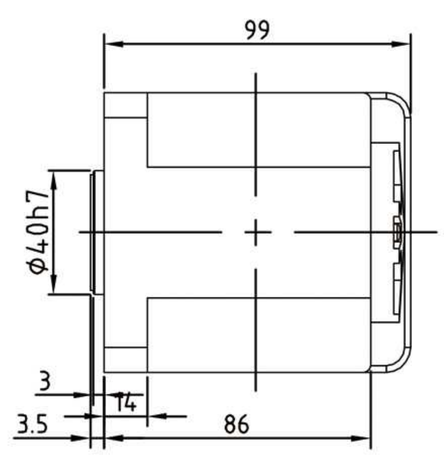

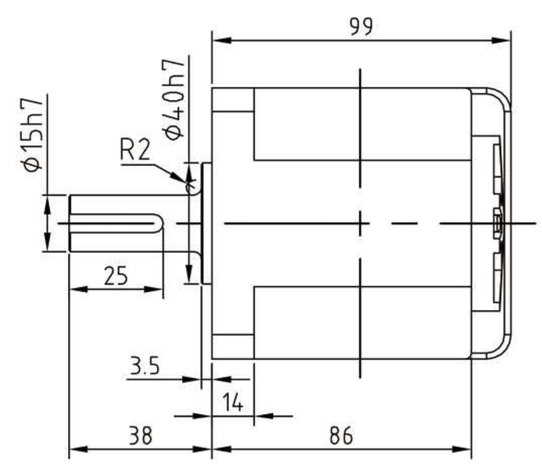

品名（電動機）	品名（減速機）	L1	L2
5I/(R)K60GU-A/C/S/Y-F	5GU□RC	123	271
5IK60RGU-A/C-F		133	281

品名（電動機）	品名（減速機）	L1	L2
5I/(R)K60GU-A/C/S/Y-F	5GU□RT	123	271
5IK60GU-A/C/S/Y-M		172	320

◆ 中空擋圈槽/Hollow retainer groove

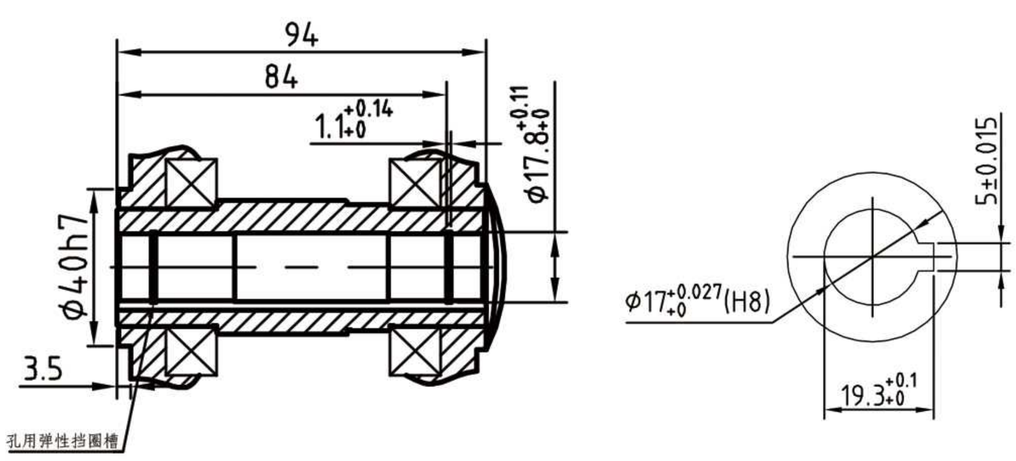

◆ 中實出軸/Intermediate shaft

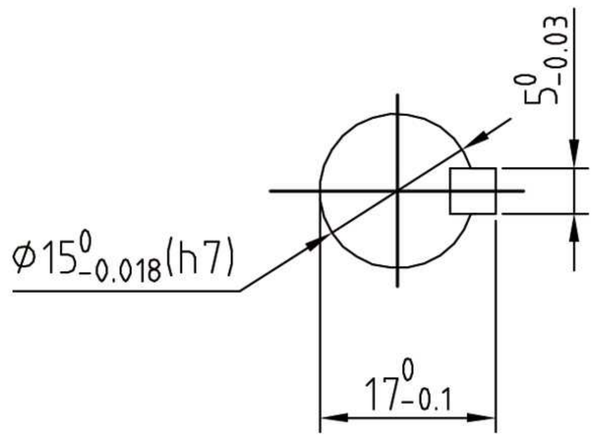

缩尺 1/4 单位：mm
Scale 1/4 Unit：mm

重 量：電動機MOTOR 2.90-3.3KG
WEIGHT：減速機REDUCER 1.80-2.0KG

減速箱減速比與轉矩 / Gearbox slowdown than torque-hing

減速比 Reduction ratio	9	15	18	20	30	36	50	60	75	90	100	120	150	180	300	360	450	540	600
轉速 r/min 50Hz Speed 60Hz	167	100	83	75	50	42	30	25	20	17	15	12.5	10	8.3	5	4.17	3.33	2.78	2.5
	200	120	100	90	60	50	36	30	24	20	18	15	12	10	6	5	4	3.33	3
最大容許轉矩 MAXtorque(N.m)	2.79	4.65	5.58	6.2	9.3	7.68	15.5	18.6	20	20	20	20	20	20	20	20	20	20	20

90W（□90mm）

K 系列
K series

單相		110V
Single-phase		220V
三相		220V
Three-phase		380V

◆馬達/Motor 5IK90GU-A(C/S/Y)-F ◆中空減速機/Reducer 5GU □ RC ◆中實減速機/Reducer 5GU □ RT
5IK90RGU-A(C)-F

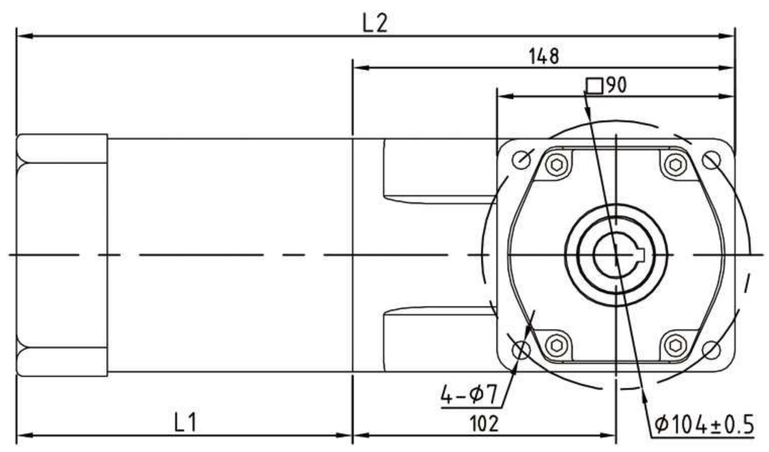

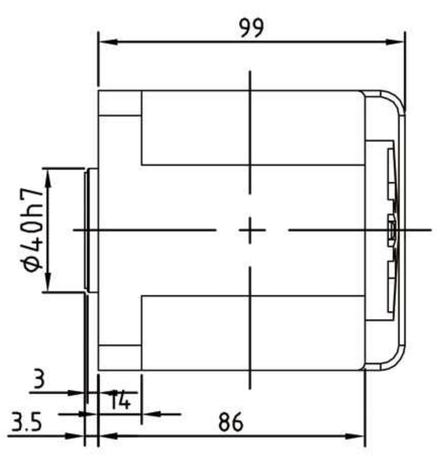

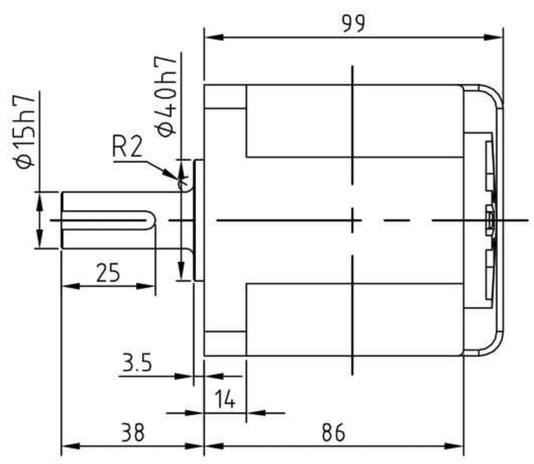

品名（電動機）	品名（減速機）	L1	L2
5I/(R)K90GU-A/C/S/Y-F		138	286
5IK90RGU-A/C-F	5GU□RC	152	300
5IK90GU-A/C/S/Y-M		187	335

品名（電動機）	品名（減速機）	L1	L2
5I/(R)K90GU-A/C/S/Y-F		138	286
5IK90RGU-A/C-F	5GU□RT	152	300
5IK90GU-A/C/S/Y-M		187	335
5IK90RGU-A/C-M		187	335

◆中空擋圈槽/Hollow retainer groove

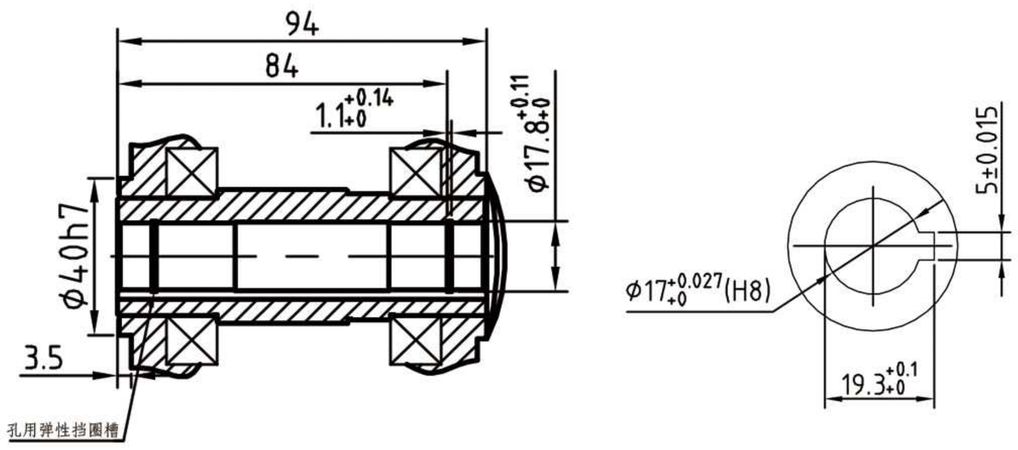

◆中實出軸/Intermediate shaft

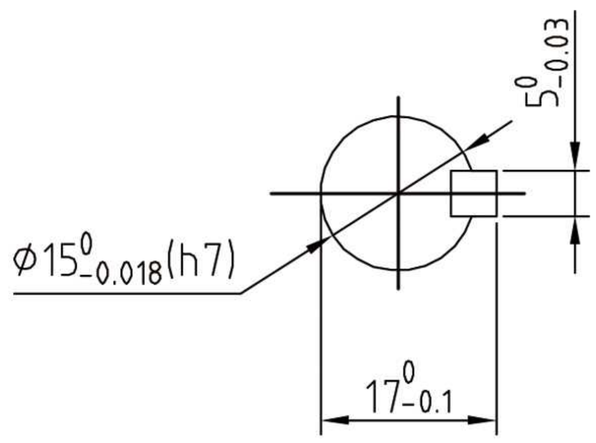

缩尺 1/4　单位：mm
Scale 1/4　Unit：mm

重　量：電動機MOTOR　3.50-3.90KG
WEIGHT：減速機REDUCER 1.80-2.0KG

減速箱減速比與轉矩 / Gearbox slowdown than torque-hing

減速比 Reduction ratio	9	15	18	20	30	36	50	60	75	90	100	120	150	180	300	360	450	540	600
轉速 r/min 50Hz	167	100	83	75	50	42	30	25	20	17	15	12.5	10	8.3	5	4.17	3.33	2.78	2.5
Speed 60Hz	200	120	100	90	60	50	36	30	24	20	18	15	12	10	6	5	4	3.33	3
最大容許轉矩 MAXtorque(N.m)	4.2	6.95	8.34	9.28	13.9	16.7	20	20	20	20	20	20	20	20	20	20	20	20	20

江蘇歐邦電機製造有限公司

120W（□90mm）

K 系列
K series

單相	110V
Single-phase	220V
三相	220V
Three-phase	380V

◆ 馬達/Motor 5IK120GU-A(C/S/Y)-F
5IK120RGU-A(C)-F

◆ 中空減速機/Reducer 5GU □ RC

◆ 中實減速機/Reducer 5GU □ RT

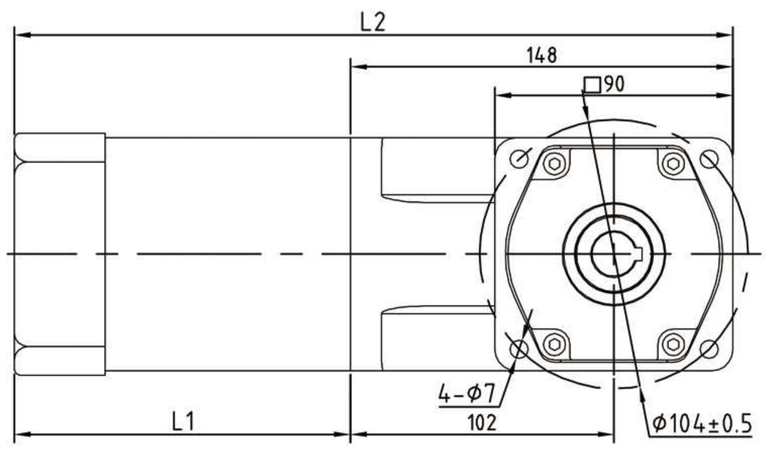

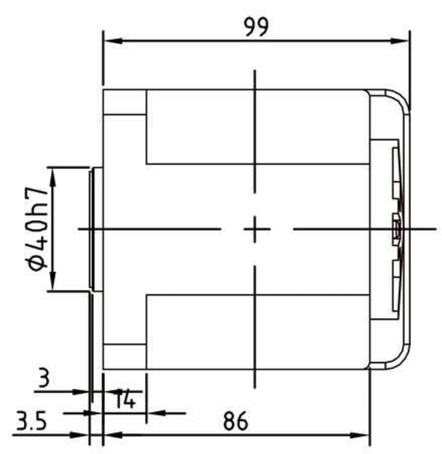

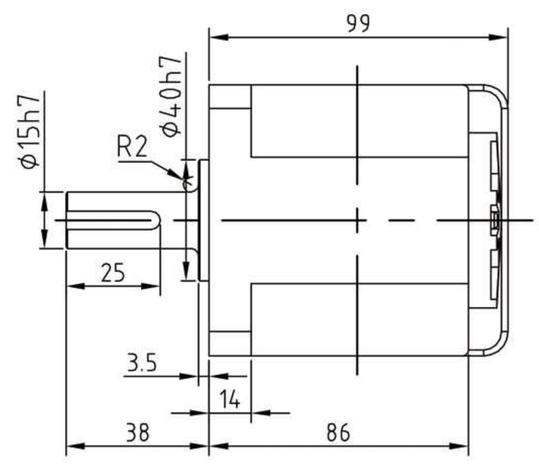

品名（電動機）	品名（減速機）	L1	L2
5I/(R)K120GU-A/C/S/Y-F	5GU□RC	138	286
5IK120RGU-A/C-F		152	300
5IK120GU-A/C/S/Y-M		187	335

品名（電動機）	品名（減速機）	L1	L2
5I/(R)K120GU-A/C/S/Y-F	5GU□RT	138	286
5IK120RGU-A/C-F		152	300
5IK120GU-A/C/S/Y-M		187	335
5IK120RGU-A/C-M		187	335

◆ 中空擋圈槽/Hollow retainer groove

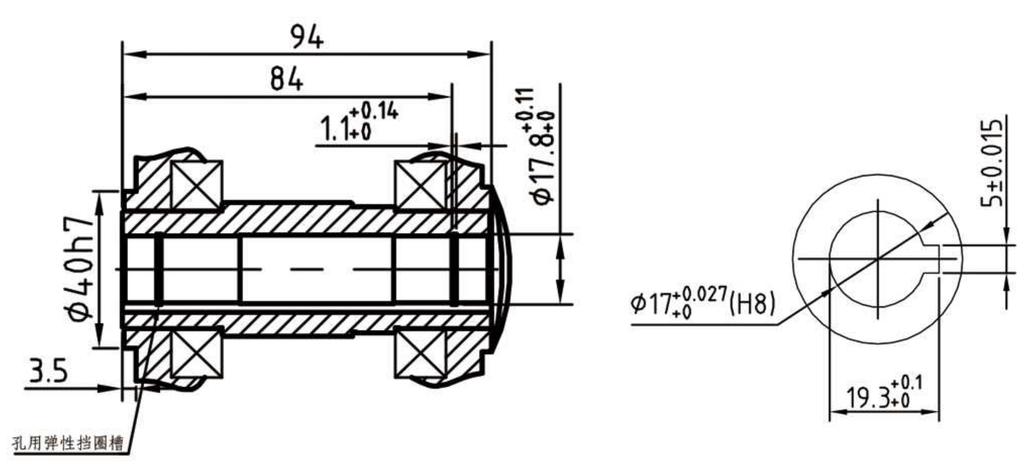

◆ 中實出軸/Intermediate shaft

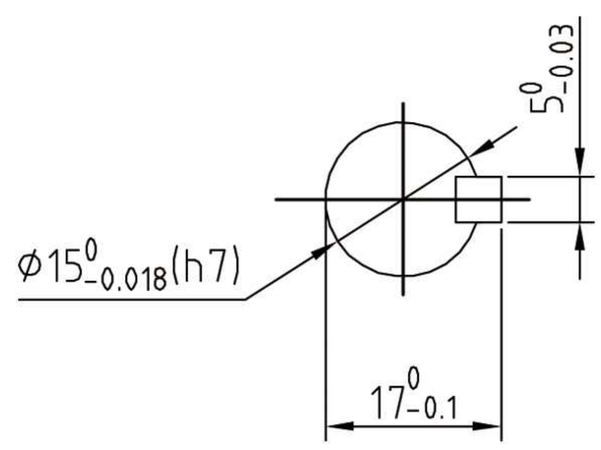

缩尺 1/4　单位：mm
Scale 1/4　Unit：mm

重　量：電動機MOTOR　3.60-4.0KG
WEIGHT：減速機REDUCER　1.80-2.0KG

減速箱減速比與轉矩 / Gearbox slowdown than torque-hing

減速比 Reduction ratio	9	15	18	20	30	36	50	60	75	90	100	120	150	180	300	360	450	540	600
轉速 r/min 50Hz	167	100	83	75	50	42	30	25	20	17	15	12.5	10	8.3	5	4.17	3.33	2.78	2.5
Speed 60Hz	200	120	100	90	60	50	36	30	24	20	18	15	12	10	6	5	4	3.33	3
最大容許轉矩 MAXtorque(N.m)	5.58	9.3	11.2	12.4	18.6	20	20	20	20	20	20	20	20	20	20	20	20	20	20

180W（□90mm）

K 系列
K series

單相	Single-phase	110V
		220V
三相	Three-phase	220V
		380V

◆ 馬達/Motor 5IK180GU-A(C/S/Y)-F
5IK180RGU-A(C)-F

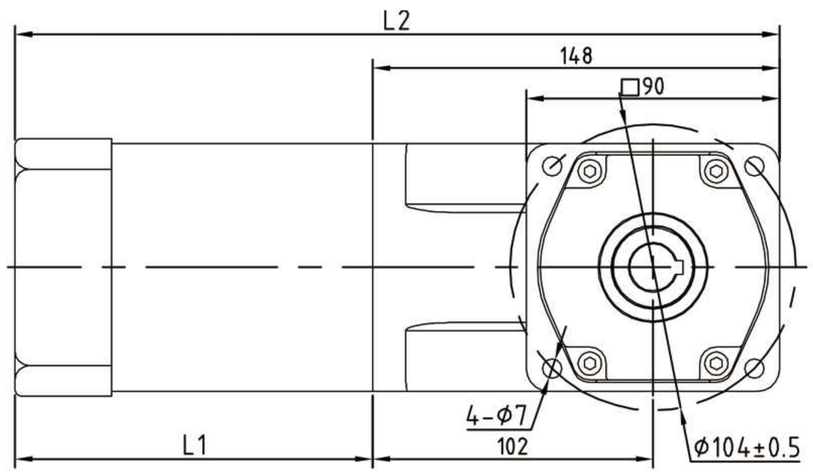

◆ 中空減速機/Reducer 5GU □ RC

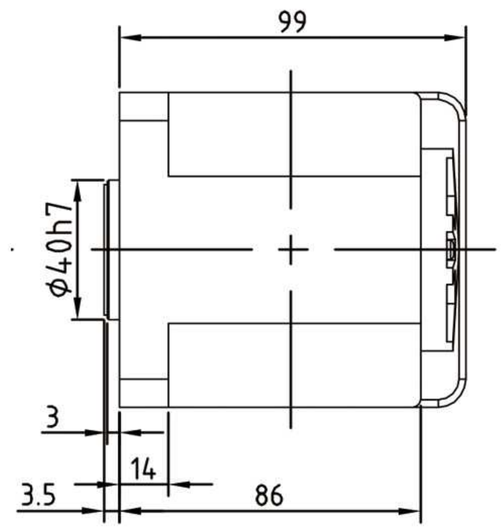

◆ 中實減速機/Reducer 5GU □ RT

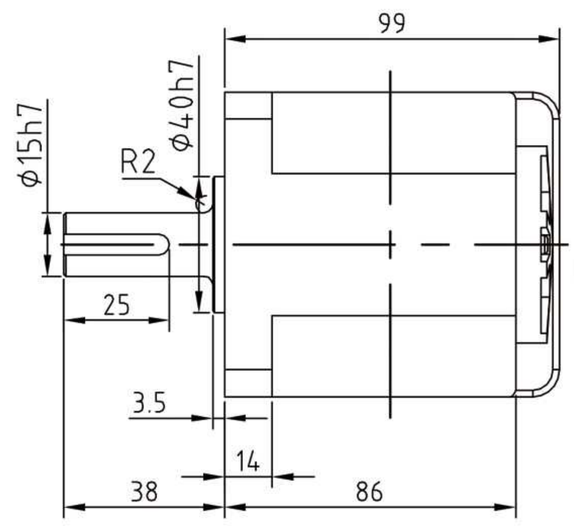

品名（電動機）	品名（減速機）	L1	L2
5IK180GU-A/C/S/Y-F		168	316
5IK180RGU-A/C-F	5GU□RC	182	330
5IK180GU-A/C/S/Y-M		217	365

品名（電動機）	品名（減速機）	L1	L2
5IK180GU-A/C/S/Y-F		168	316
5IK180RGU-A/C-F	5GU□RT	182	330
5IK180GU-A/C/S/Y-M		217	365
5IK180RGU-A/C-M		217	365

◆ 中空擋圈槽/Hollow retainer groove

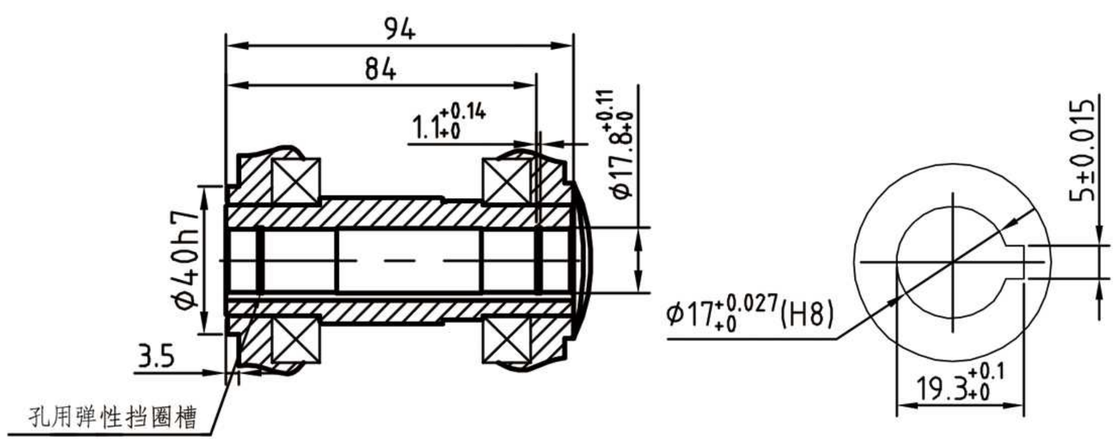

◆ 中實出軸/Intermediate shaft

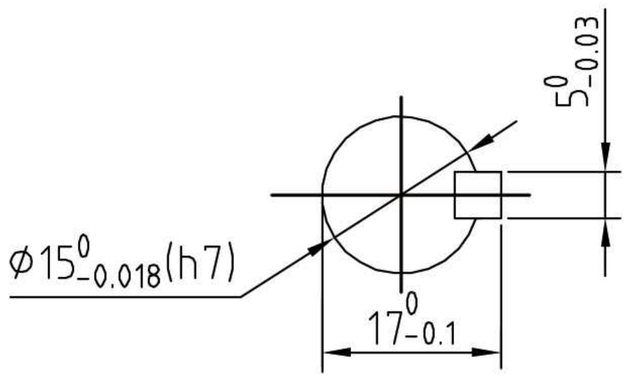

缩尺 1/4　单位：mm
Scale 1/4　Unit：mm

重　量：電動機MOTOR　4.50-5.0KG
WEIGHT：減速機REDUCER　1.80-2.0KG

減速箱減速比與轉矩 / Gearbox slowdown than torque-hing

減速比 Reduction ratio	9	15	18	20	30	36	50	60	75	90	100	120	150	180	300	360	450	540	600
轉速 r/min 50Hz Speed 60Hz	167	100	83	75	50	42	30	25	20	17	15	12.5	10	8.3	5	4.17	3.33	2.78	2.5
	200	120	100	90	60	50	36	30	24	20	18	15	12	10	6	5	4	3.33	3
最大容許轉矩 MAXtorque(N.m)	8.68	14.46	17.35	19.28	20	20	20	20	20	20	20	20	20	20	20	20	20	20	20

江蘇歐邦電機製造有限公司

120W（□104mm）

K 系列
K series

單相		110V
Single-phase		220V
三相		220V
Three-phase		380V

◆ 馬達/Motor 6IK120GU-A(C/S/Y)-F
6IK120RGU-A(C)-F

◆ 中空減速機/Reducer 6GU □ RC

◆ 中實減速機/Reducer 6GU □ RT

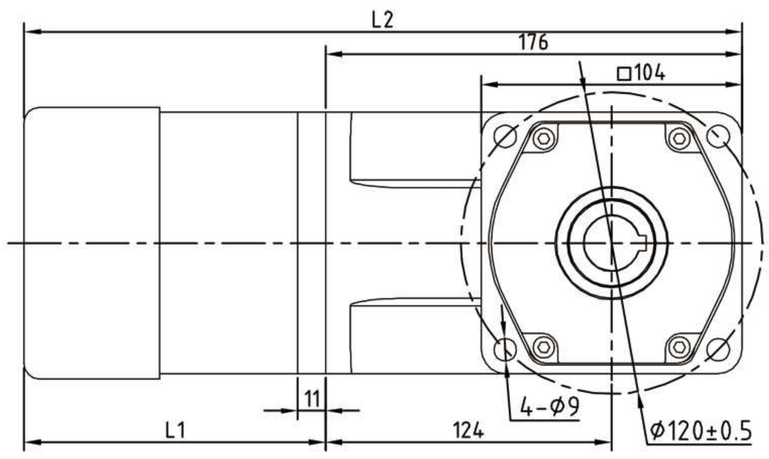

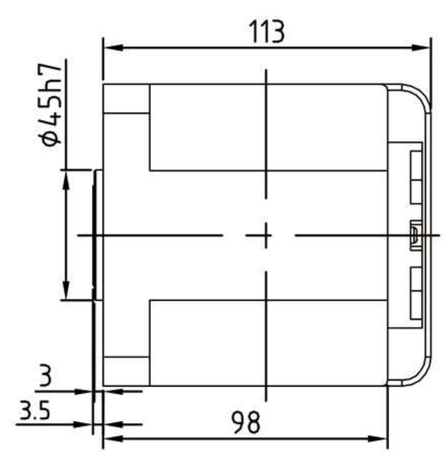

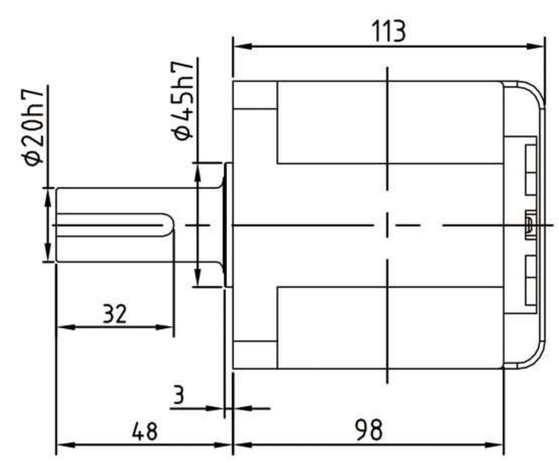

品名（電動機）	品名（減速機）	L1	L2
6IK120GU-A/C/S/Y-F	6GU□RC	180	356
6IK120RGU-A/C-F		180	356
6IK120GU-A/C/S/Y-M		217	393

品名（電動機）	品名（減速機）	L1	L2
6IK120GU-A/C/S/Y-F	6GU□RT	180	356
6IK120RGU-A/C-F		180	356
6IK120GU-A/C/S/Y-M		217	393
6IK120RGU-A/C-M		217	393

◆ 中空擋圈槽/Hollow retainer groove

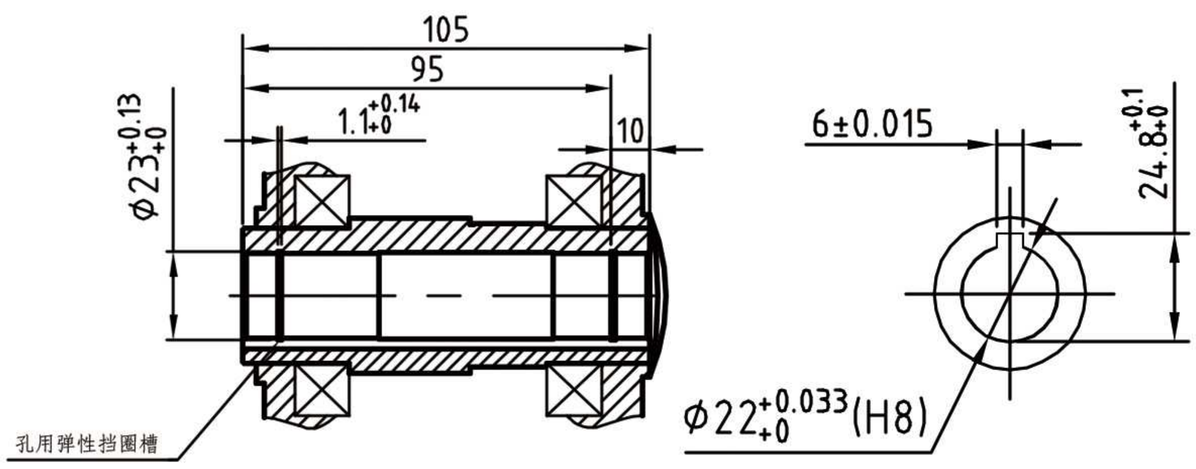

◆ 中實出軸/Intermediate shaft

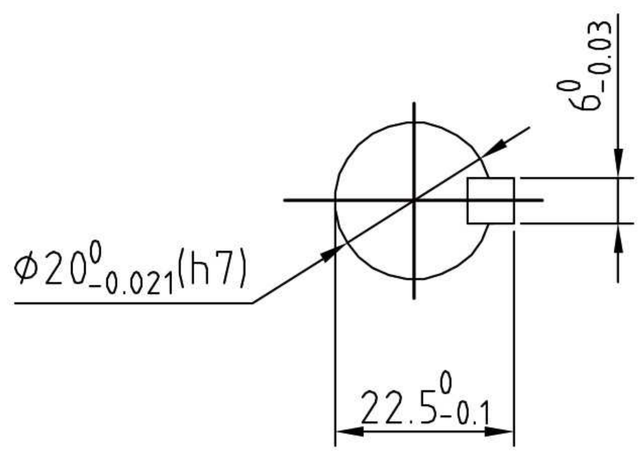

缩尺 1/4　单位：mm
Scale 1/4　Unit：mm

重　量：電動機MOTOR 4.90-5.4KG
WEIGHT：減速機REDUCER2.4-2.7KG

減速箱減速比與轉矩 / Gearbox slowdown than torque-hing

減速比 Reduction ratio	9	15	18	20	30	36	50	60	75	90	100	120	150	180	300	360	450	540	600
轉速 r/min 50Hz	167	100	83	75	50	42	30	25	20	17	15	12.5	10	8.3	5	4.17	3.33	2.78	2.5
Speed 60Hz	200	120	100	90	60	50	36	30	24	20	18	15	12	10	6	5	4	3.33	3
最大容許轉矩 MAXtorque(N.m)	5.58	9.3	11.2	12.4	18.6	22.3	31	37.2	46.5	55.8	60	60	60	60	60	60	60	60	60

140W（□104mm）

K 系列
K series

單相 Single-phase 110V 220V
三相 Three-phase 220V 380V

◆ 馬達/Motor 6IK140GU-A(C/S/Y)-F
6IK140RGU-A(C)-F

◆ 中空減速機/Reducer 6GU □ RC

◆ 中實減速機/Reducer 6GU □ RT

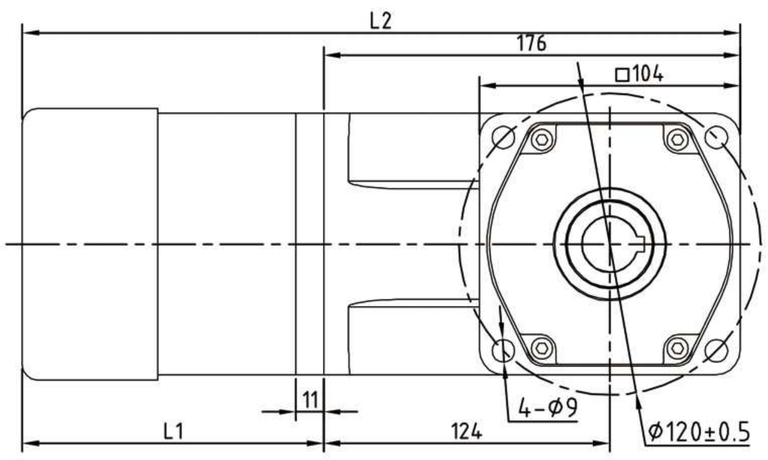

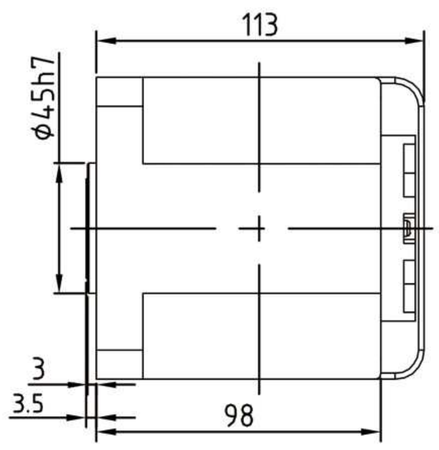

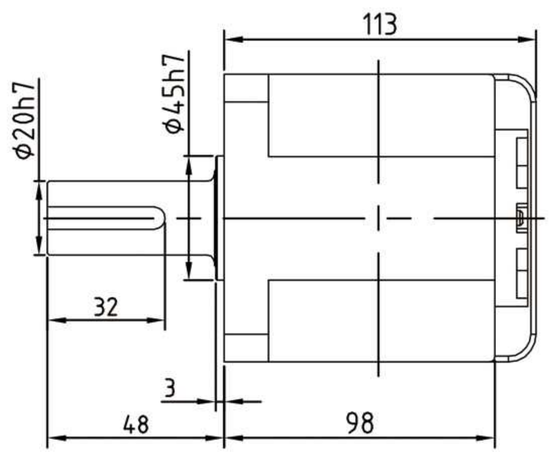

品名（電動機）	品名（減速機）	L1	L2
6IK140GU-A/C/S/Y-F	6GU□RC	180	356
6IK140RGU-A/C-F		180	356
6IK140GU-A/C/S/Y-M		217	393

品名（電動機）	品名（減速機）	L1	L2
6IK140GU-A/C/S/Y-F	6GU□RT	180	356
6IK140RGU-A/C-F		180	356
6IK140GU-A/C/S/Y-M		217	393
6IK140RGU-A/C-M		217	393

◆ 中空擋圈槽/Hollow retainer groove

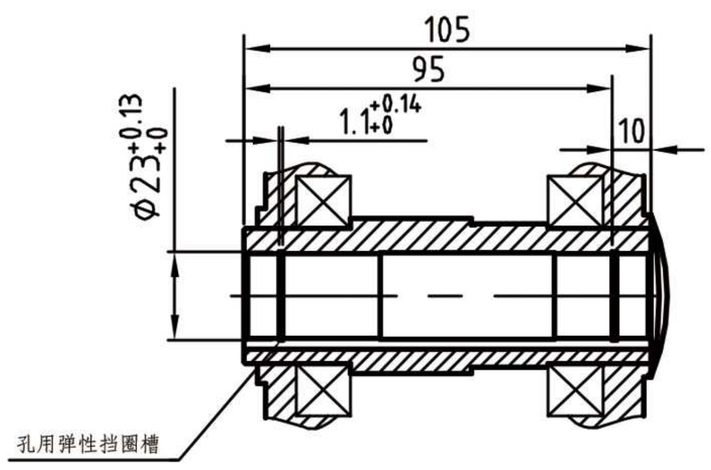

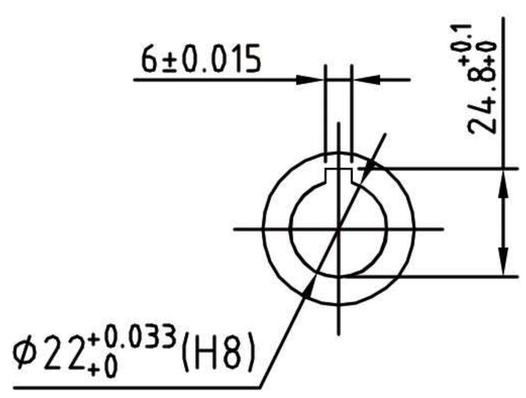

◆ 中實出軸/Intermediate shaft

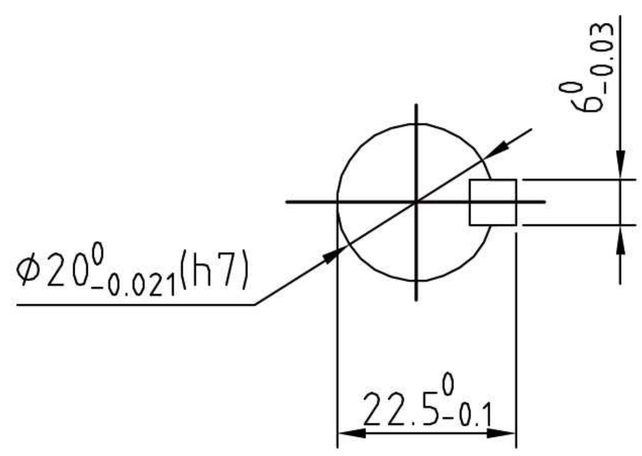

缩尺 1/4　单位：mm
Scale 1/4　Unit：mm

減速箱減速比與轉矩 / Gearbox slowdown than torque-hing

重　量：電動機MOTOR 4.90-5.4KG
WEIGHT：減速機REDUCER2.4-2.7KG

減速比 Reduction ratio	9	15	18	20	30	36	50	60	75	90	100	120	150	180	300	360	450	540	600
轉速 r/min 50Hz Speed 60Hz	167	100	83	75	50	42	30	25	20	17	15	12.5	10	8.3	5	4.17	3.33	2.78	2.5
	200	120	100	90	60	50	36	30	24	20	18	15	12	10	6	5	4	3.33	3
最大容許轉矩 MAXtorque(N.m)	6.48	10.8	12.6	14.4	21.6	26	36	43.2	54	60	60	60	60	60	60	60	60	60	60

江蘇歐邦電機製造有限公司

180W（□104mm）

K 系列
K series

單相		110V
Single-phase		220V
三相		220V
Three-phase		380V

◆ 馬達/Motor 6IK180GU-A(C/S/Y)-F
6IK180RGU-A(C)-F

◆ 中空減速機/Reducer 6GU □ RC

◆ 中實減速機/Reducer 6GU □ RT

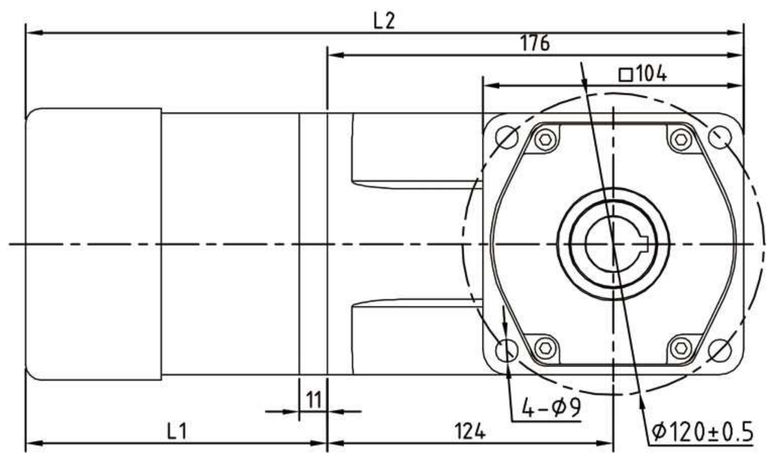

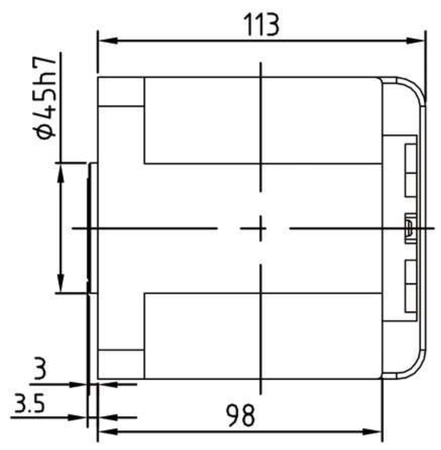

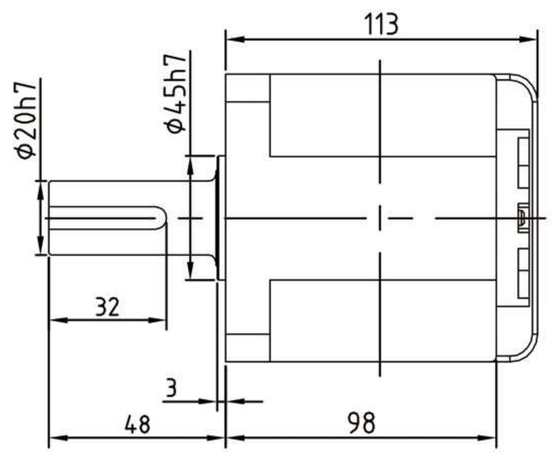

品名（電動機）	品名（減速機）	L1	L2
6IK180GU-A/C/S/Y-F	6GU□RC	180	356
6IK180RGU-A/C-F		180	356
6IK180GU-A/C/S/Y-M		217	393

品名（電動機）	品名（減速機）	L1	L2
6IK180GU-A/C/S/Y-F	6GU□RT	180	356
6IK180RGU-A/C-F		180	356
6IK180GU-A/C/S/Y-M		217	393
6IK180RGU-A/C-M		217	393

◆ 中空擋圈槽/Hollow retainer groove

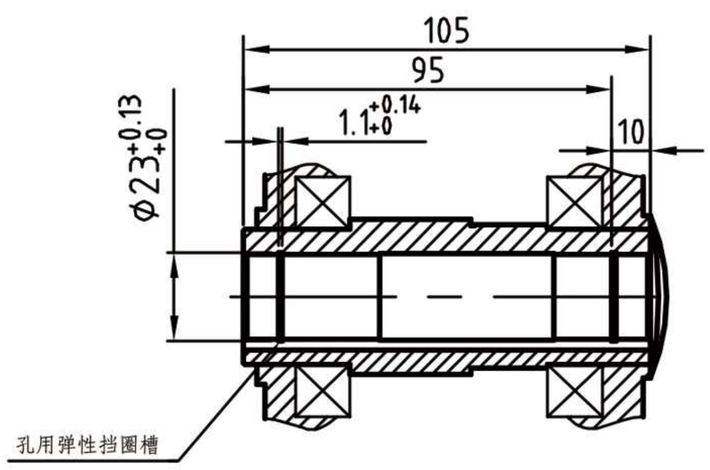

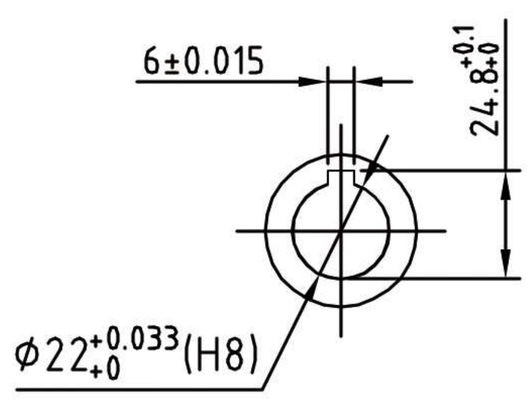

◆ 中實出軸/Intermediate shaft

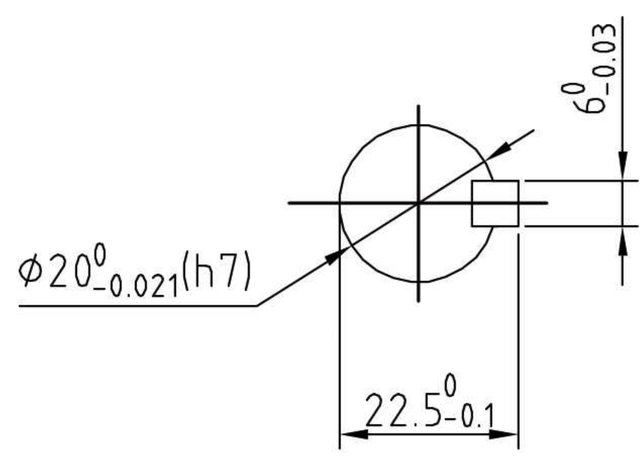

缩尺 1/4　单位：mm
Scale 1/4　Unit：mm

重　量：電動機MOTOR 5.30-5.8KG
WEIGHT：減速機REDUCER2.4-2.7KG

減速箱減速比與轉矩 / Gearbox slowdown than torque-hing

減速比 Reduction ratio	9	15	18	20	30	36	50	60	75	90	100	120	150	180	300	360	450	540	600
轉速 r/min 50Hz Speed 60Hz	167	100	83	75	50	42	30	25	20	17	15	12.5	10	8.3	5	4.17	3.33	2.78	2.5
	200	120	100	90	60	50	36	30	24	20	18	15	12	10	6	5	4	3.33	3
最大容許轉矩 MAXtorque(N.m)	8.36	13.94	16.73	18.6	27.8	33.4	46.5	55.8	60	60	60	60	60	60	60	60	60	60	60

250W（□104mm）

K 系列
K series

單相	110V
Single-phase	220V
三相	220V
Three-phase	380V

◆ 馬達/Motor 6IK250GU-A(C/S/Y)-F ◆ 中空減速機/Reducer 6GU □ RC ◆ 中實減速機/Reducer 6GU □ RT
6IK250RGU-A(C)-F

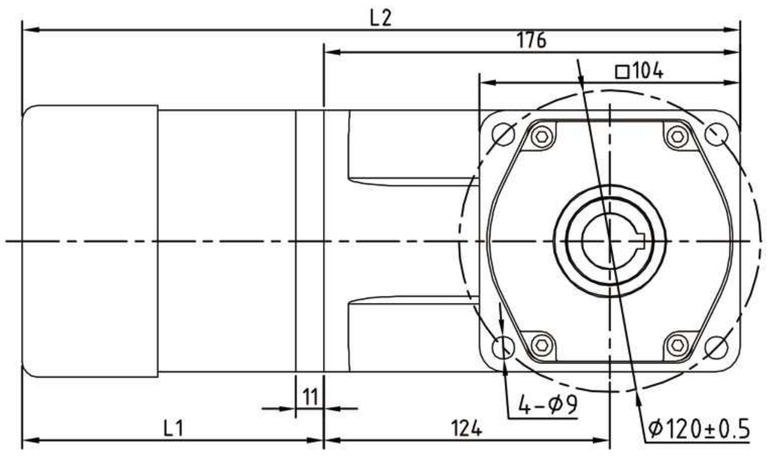

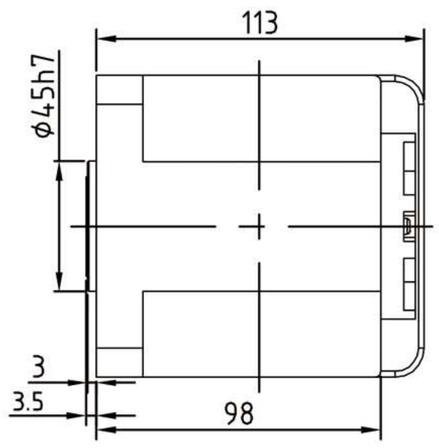

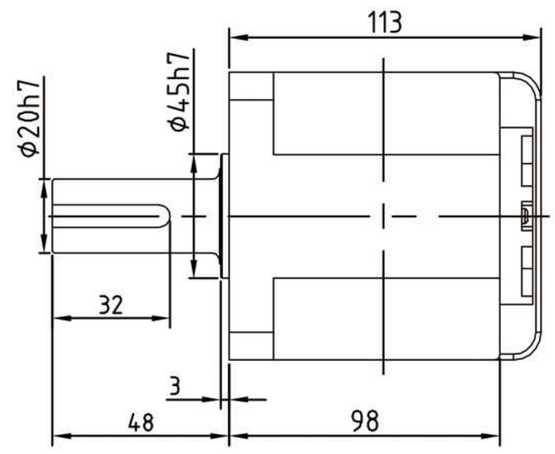

品名（電動機）	品名（減速機）	L1	L2
6IK250GU-A/C/S/Y-F	6GU□RC	180	356
6IK250RGU-A/C-F		180	356
6IK250GU-A/C/S/Y-M		217	393

品名（電動機）	品名（減速機）	L1	L2
6IK250GU-A/C/S/Y-F	6GU□RT	180	356
6IK250RGU-A/C-F		180	356
6IK250GU-A/C/S/Y-M		217	393
6IK250RGU-A/C-M		217	393

◆ 中空擋圈槽/Hollow retainer groove

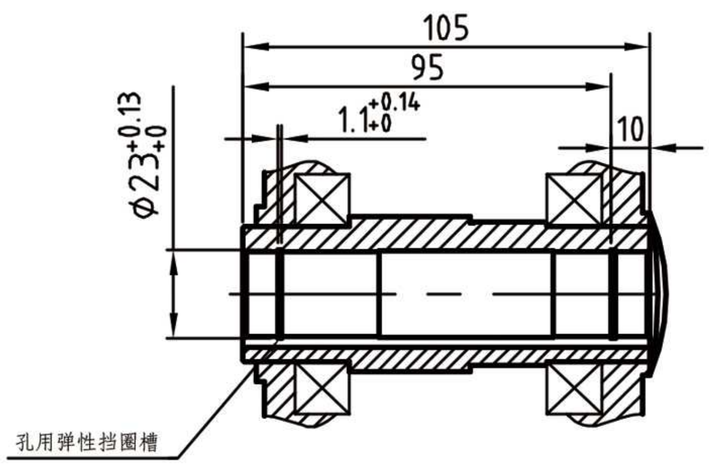

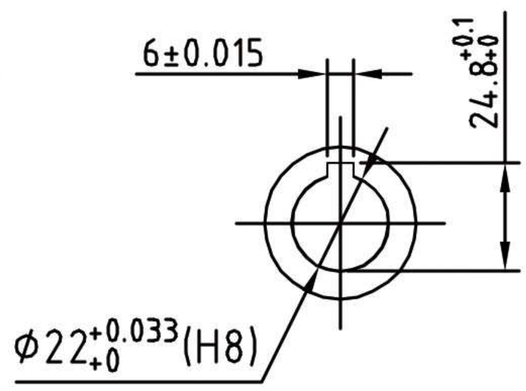

◆ 中實出軸/Intermediate shaft

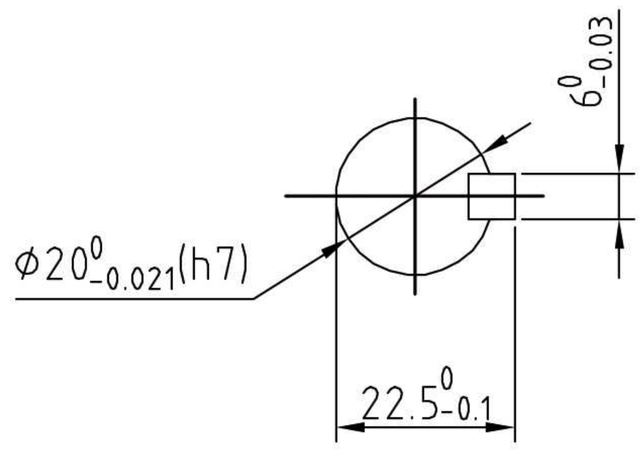

缩尺 1/4　单位：mm
Scale 1/4　Unit：mm

重　量：電動機MOTOR 5.70-6.2KG
WEIGHT：減速機REDUCER2.4-2.7KG

減速箱減速比與轉矩 / Gearbox slowdown than torque-hing

減速比 Reduction ratio	9	15	18	20	30	36	50	60	75	90	100	120	150	180	270	300	360	450	540
轉速 r/min 50Hz Speed	167	100	83	75	50	42	30	25	20	17	15	12.5	10	8.3	5.55	5	4.17	3.33	2.78
60Hz	200	120	100	90	60	50	36	30	24	20	18	15	12	10	6.67	6	5	4	3.33
最大容許轉矩 MAXtorque(N.m)	12.9	19.34	23.21	25.79	38.68	46.42	58	60	60	60	60	60	60	60	60	60	60	60	60

江蘇歐邦電機製造有限公司

4 LF 45 — 3

- 推杆行程 Ram Stroke
  - 1:100mm
  - 2:200mm
  - 3:300mm
  - 4:400mm
  - 5:500mm
- 行程速度 Stroke Speed 4mm/s
- LB: 水平推力 Horizontal thrust
- LF: 垂直推力 Vertical thrust
- 推杆斷面 Ram Stroke
  - 2:60mm SQ
  - 4:80mm SQ
  - 5:90mm SQ

垂直直綫齒輪箱 / Linear type gear head-Vertical

型号	L	L1	L2	A	A1	A2	E1	E2	a	b	Φ1	Φ2	D	f	B	B1	H	H1	H2	M
60LF	81.5	40	24	88	74	60	34.5	39.5	9.5	6.5	14	24	70	9	13	12	66	2	3	5
70LF	80	40	24	110	90	70	47	43	9.5	6.5	14	26	82	9	13	12	76	3	3	5
80LF	96.5	53.5	30	120	100	80	45	55	10	8	20	32	94	10	18.5	17	82	3.2	12	10
90LF	121	55	29	140	116	90	53	63	14	12	25	40	104	12	23.5	22	95	3.2	18	12
100LF	137	63	36	154	130	104	69	61	14	10	25	40	120	12	23.5	22	109	3.2	23	12

水平直綫齒輪箱 / Linear type gear head-Horizontal

型号	L	L1	L2	A	A1	A2	A3	a	b	Φ1	Φ2	D	f	B	B1	H	H1	H2	M
60LB	81.5	40	24	88	74	60	2	9.5	6.5	14	24	70	9	13	12	66	33.5	3	5
70LB	80	40	24	110	90	70	3	9.5	6.5	14	26	82	9	13	12	76	42	2.5	5
80LB	96.5	53.5	30	120	100	80	3.2	10	8	20	32	94	10	19.7	17	82	37	12	10
90LB	121	55	29	140	116	90	3.2	14	12	25	40	104	12	24.7	21	95	45	18	12
100LB	137	63	36	154	130	104	3.2	14	10	25	40	120	12	24.7	21	109	61	23	12

直綫齒輪箱參數 / Linear type gear head-Horizontal

型號 Type	速度 (MM/S) Speed	最大搬運質量 (KG) Max.handling quality	齒條有效行程(MM) Rack effective travel	電機機座號 Frame size	功率 Power (W)
60LF (B)	10-100	20	100-500	60	6
70LF (B)	10-100	40	100-500	70	15
80LF (B)	10-100	70	100-700	80	25
90LF (B)	10-100	140	100-1000	90	40-120
100LF (B)	10-100	200	100-1000	100	120-250

垂直直綫齒輪箱 / Linear type gear head-Vertical

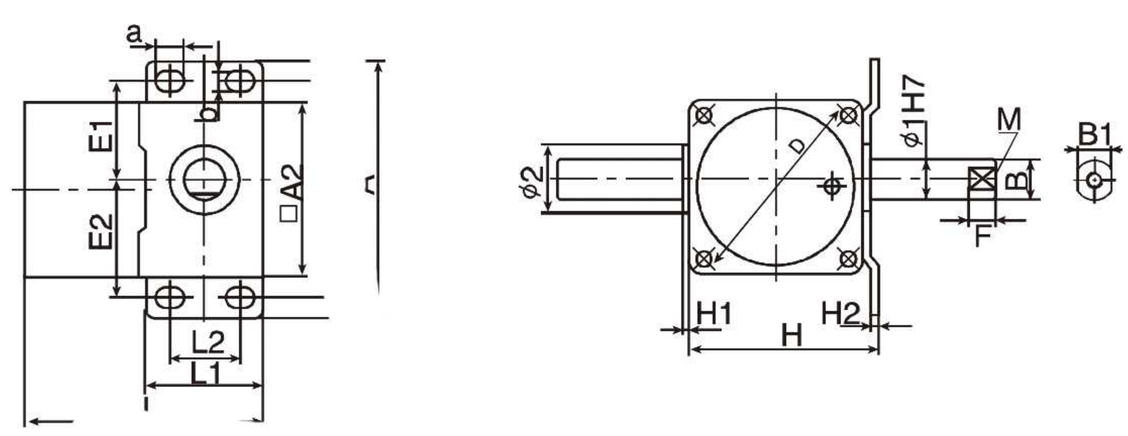

水平直綫齒輪箱 / Linear type gear head-Horizontal

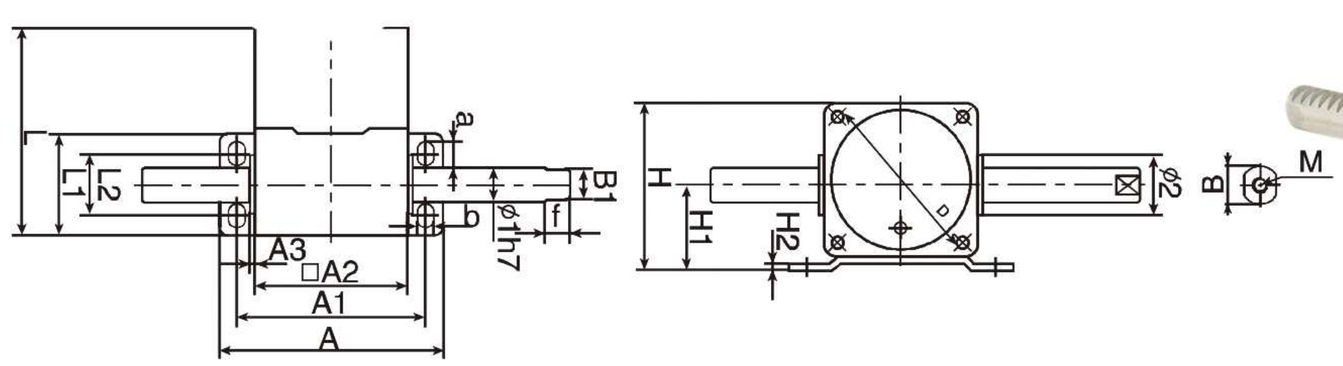

K 系列
K series

單相 Single-phase 110V 220V

三相 Three-phase 220V 380V

電機性能參數 / Motor performance parameters

機種 Models 圓軸 Round shaft	出力 Output (W)	電壓 Voltage (V)	頻率 Frequency (Hz)	極數 Poles (P)	額定轉速 Speed (Rpm)	起動轉矩 Torque (Kg. cm)	額定轉矩 Torque (Kg. cm)	額定電流 Current (A)	電容器 Capacitor (μF)	額定時間 Duty
4IK25A-D	25	1Φ220	50	2	2800	1.1	0.85	0.25	2.5/450	連續 Cont
5IK40A-D	40	1Φ220	50	2	2800	1.5	1.39	0.28	3.0/450	連續 Cont
5IK60A-DF	60	1Φ220	50	2	2800	1.9	2.1	0.49	4.0/450	連續 Cont
5IK90A-DF	90	1Φ220	50	2	2800	4.2	2.95	0.94	8.0/450	連續 Cont
5IK120A-DF	120	1Φ220	50	2	2800	4.0	3.13	0.82	8.0/450	連續 Cont
5IK140A-DF	140	1Φ220	50	2	2800	4.5	4.78	1.10	10/450	連續 Cont
5IK180A-DF	180	1Φ220	50	2	2800	4.9	5.36	1.3	10/450	連續 Cont

OPG

通過 CE、CCC、UL、ISO 9001 等
國家質量認證

江蘇歐邦電機製造有限公司

L型底座 /L-Bracket

□60mm用

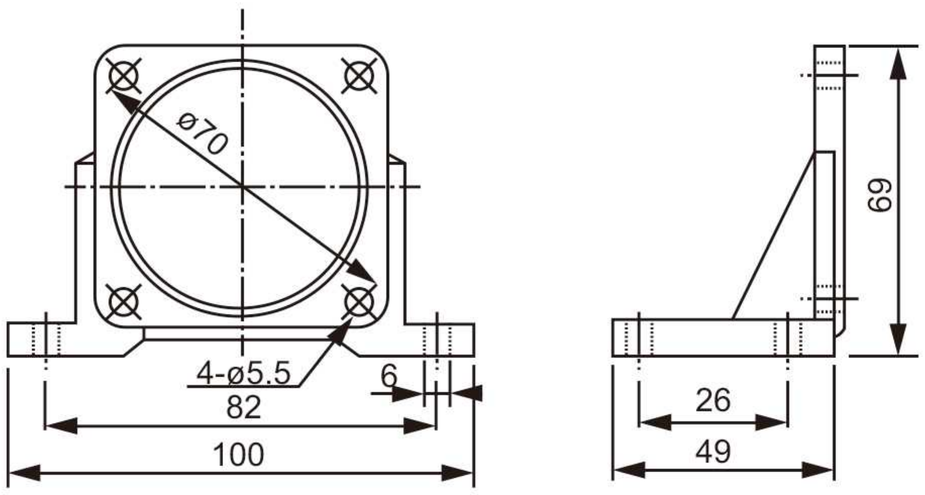

□70mm用

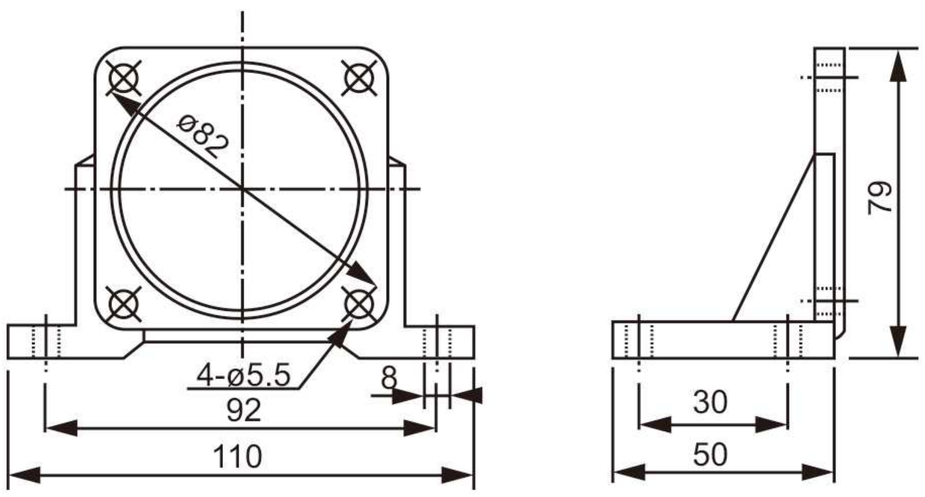

□80mm用

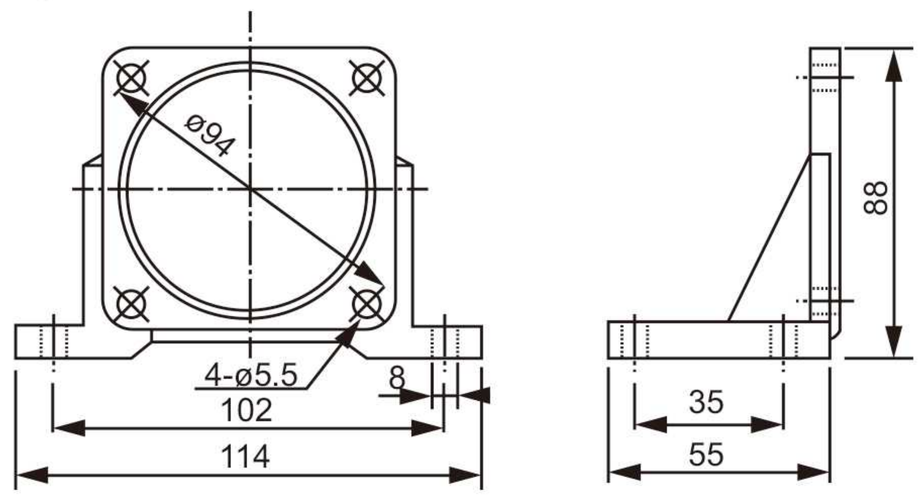

□90mm用

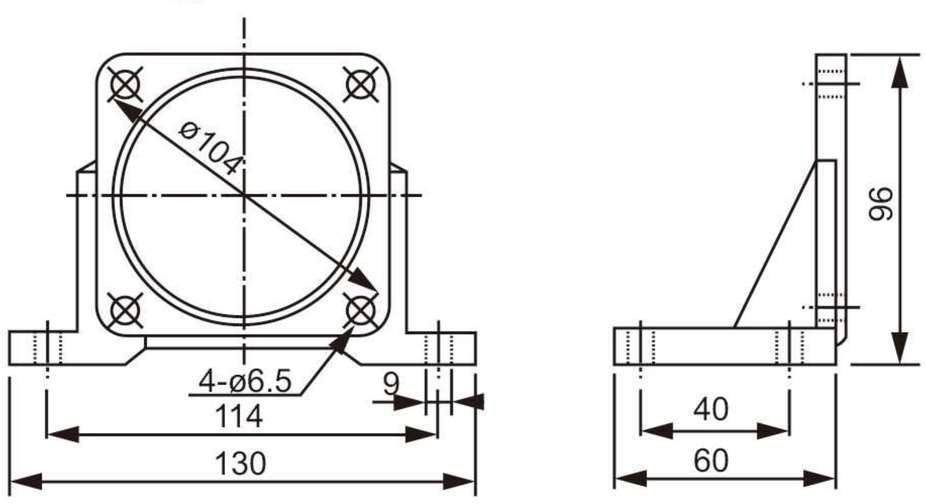

□100mm用

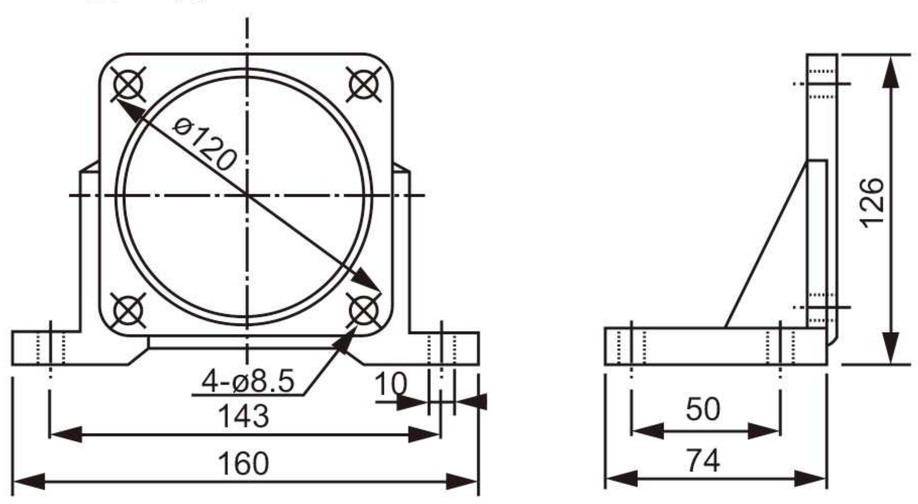

□120mm用

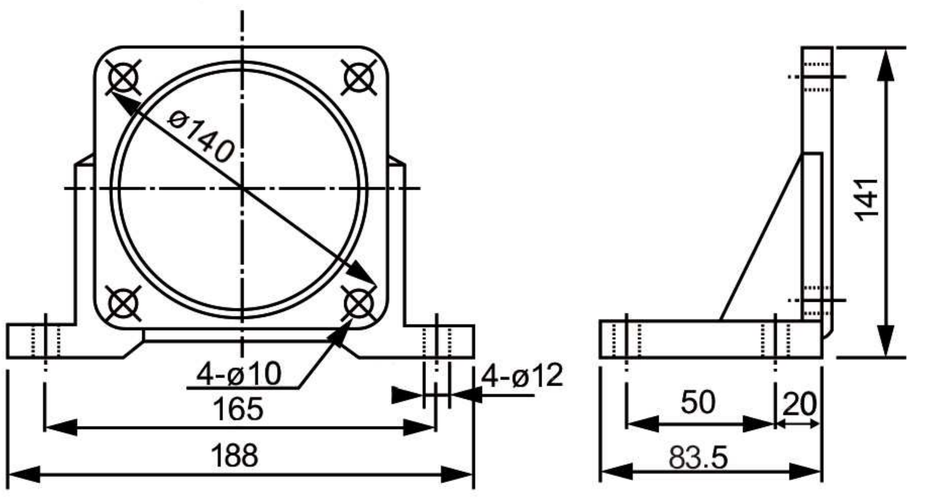

防水接線盒 / Waterproof junction box

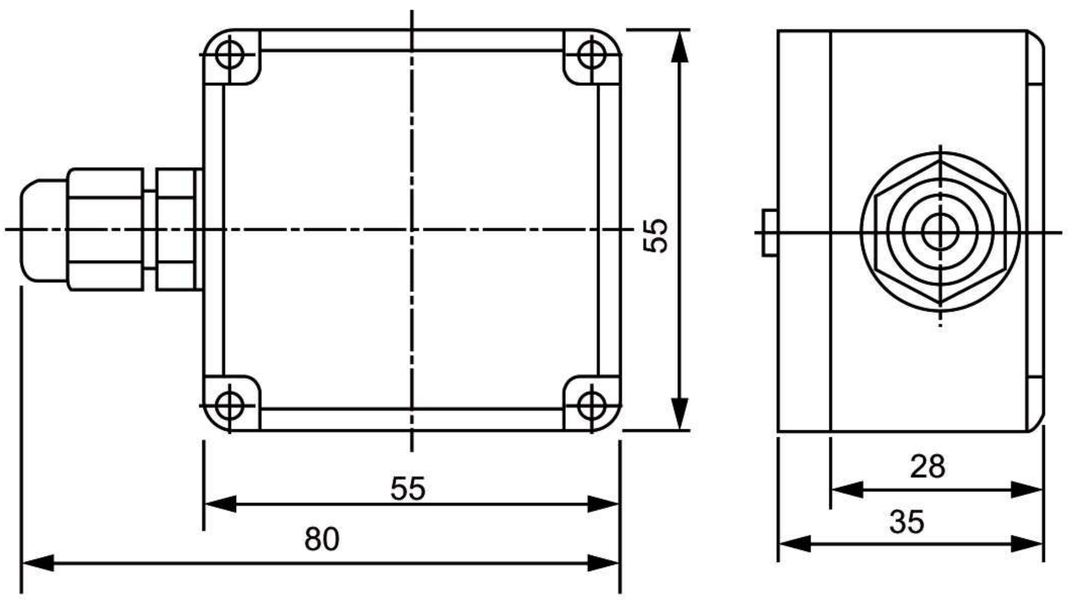

US-組合型轉速控制器/US-Combined speed controller

正 面
POSITIVE

反 面
THE OTHER SIDE

◆ 外形圖 / Outline

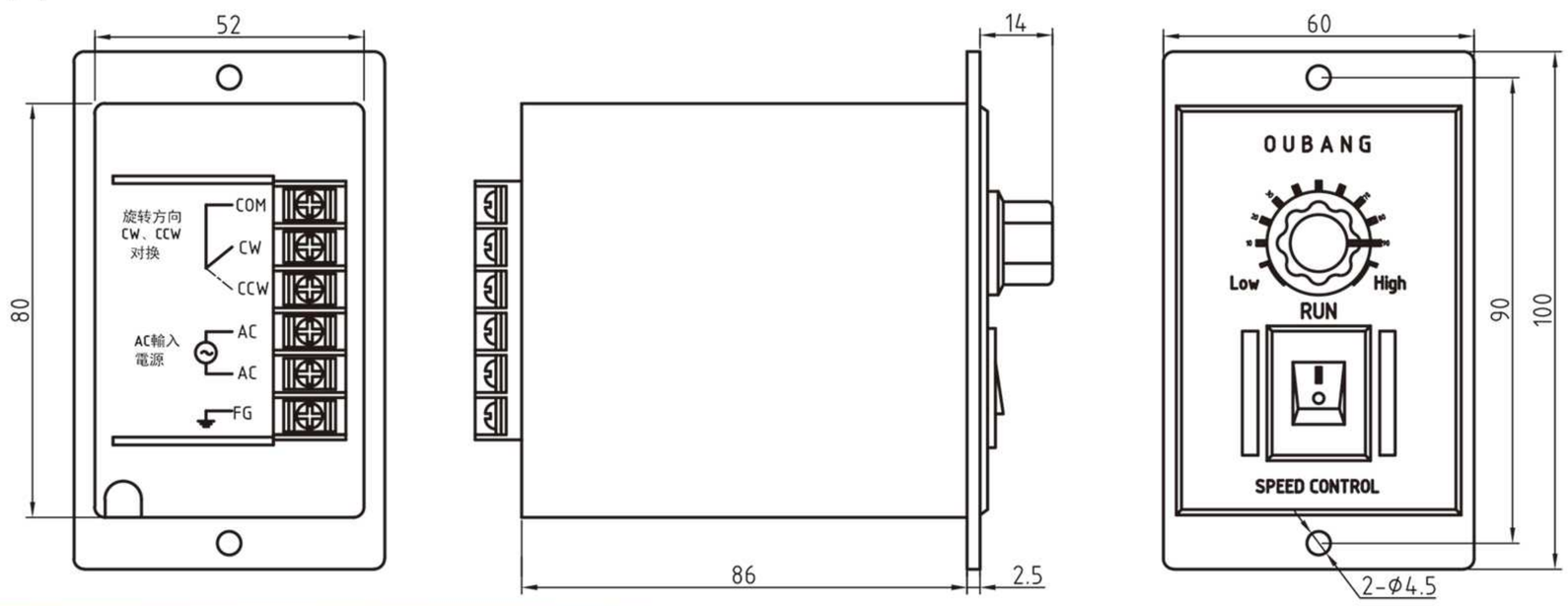

SS-分離型轉速控制器/SS-Separate speed controller

正 面
POSITIVE



反 面
THE OTHER SIDE

◆ 外形圖 / Outline

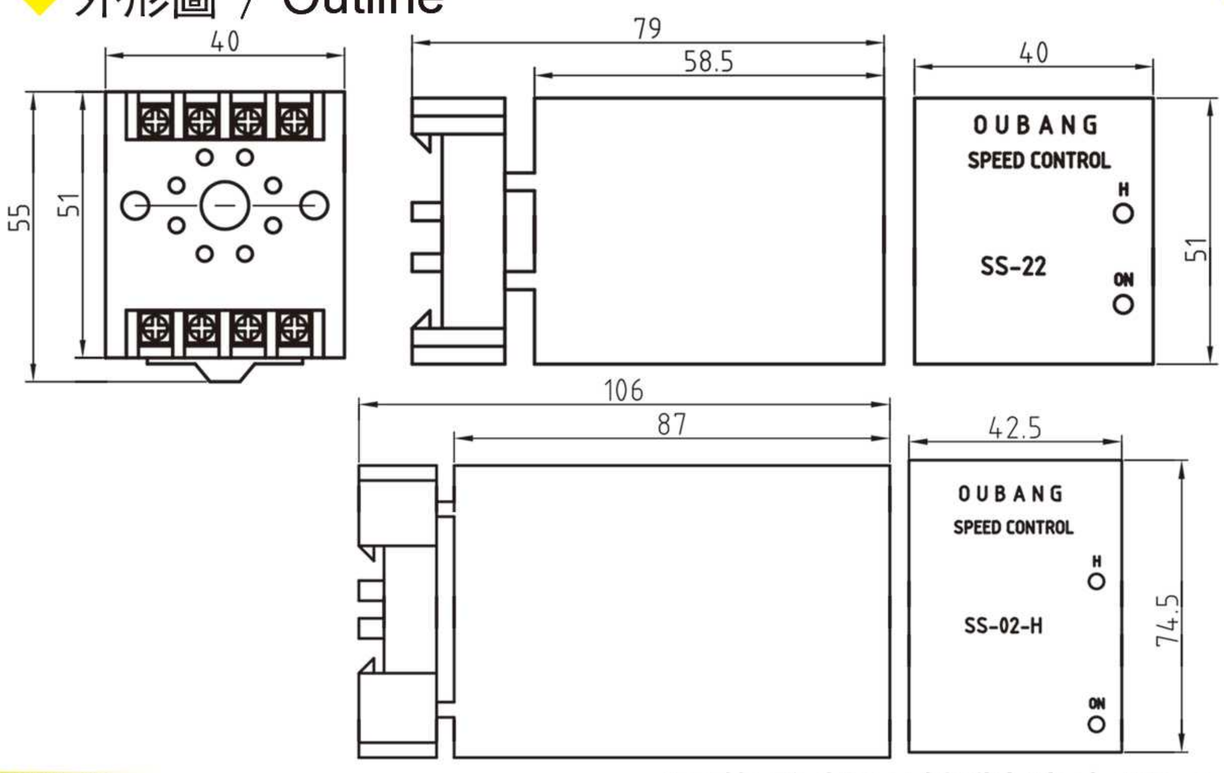

◆ 接綫圖 / Wiring diagram

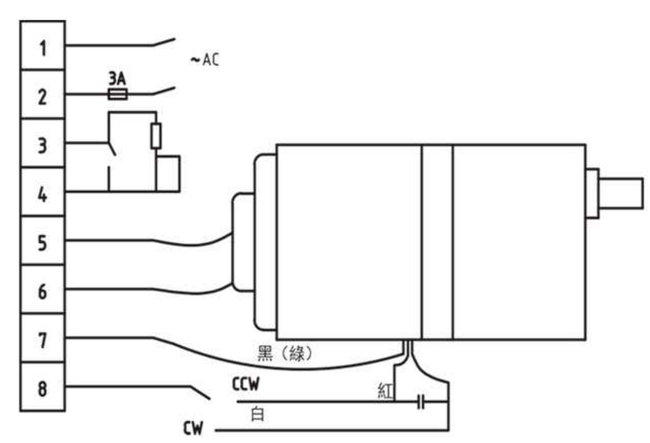

江蘇歐邦電機製造有限公司

OUBANG PRECISION

Fly to a better tomorrow

歐邦精密鑄就美好生活

high perfection
long life
low noise